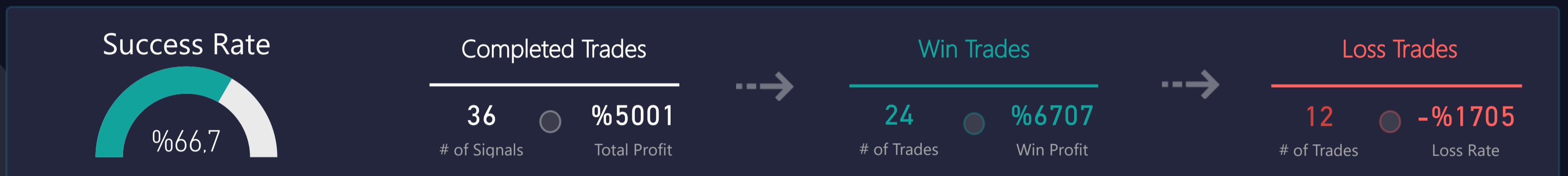




t.me/altsignals

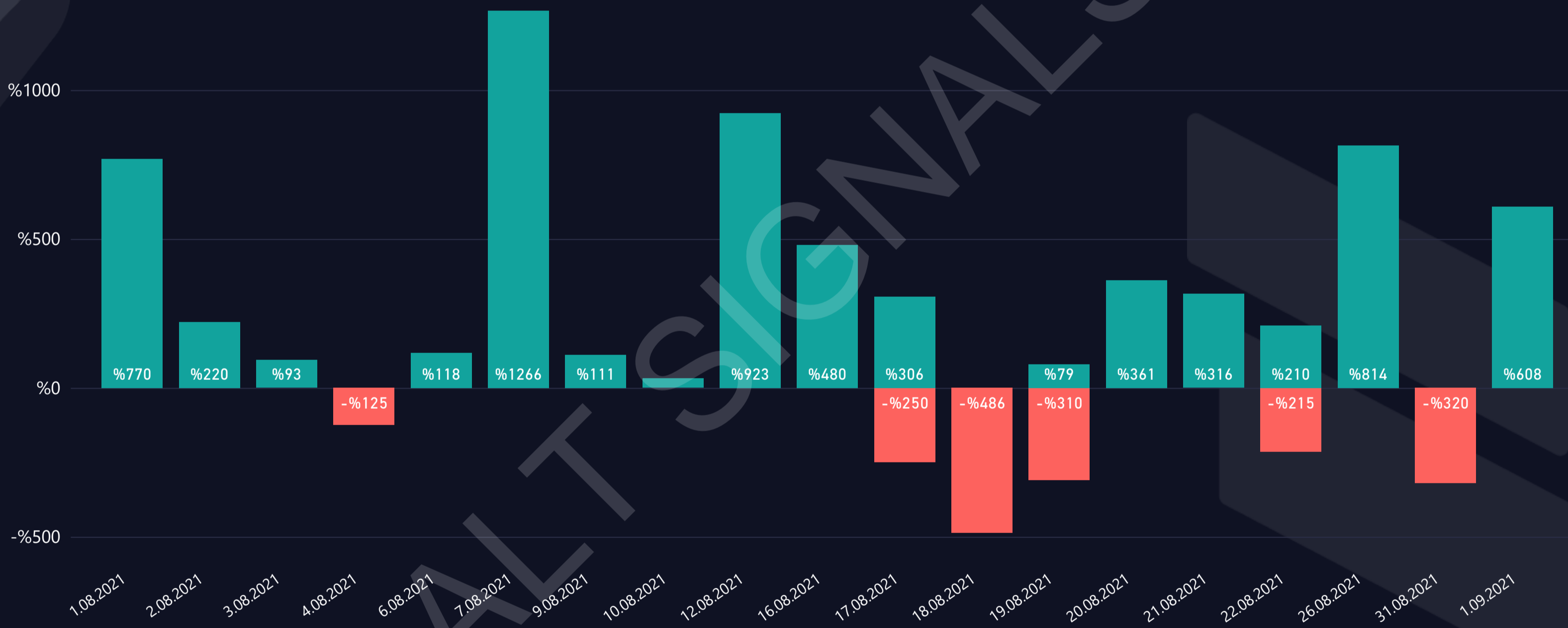
ALTSIGNALS BINANCE FUTURES VIP REPORT 2021 AUGUST

TOTAL PROFIT
%5001



WIN & LOSS CHART

Win/Loss ● Loss ● Win



TOP WIN & LOSS TRADES

Realization Date	Pair	Final Profit	Duration (hours)	Final Target
7.08.2021	ETH/USDT	%1265,9	43,28	T04
26.08.2021	ETH/USDT	%814,2	47,83	T03
1.09.2021	FTM/USDT	%608,3	8,87	T03
1.08.2021	ETH/USDT	%533,7	43,57	T04
16.08.2021	FTM/USDT	%480,1	10,47	T03

Realization Date	Pair	Total Loss	Duration (hours)
18.08.2021	FTM/USDT	-%254,4	0,98
17.08.2021	SOL/USDT	-%250,0	1,63
22.08.2021	SXP/USDT	-%214,7	2,84
19.08.2021	BTC/USDT	-%170,0	5,79
19.08.2021	ETH/USDT	-%140,0	5,43



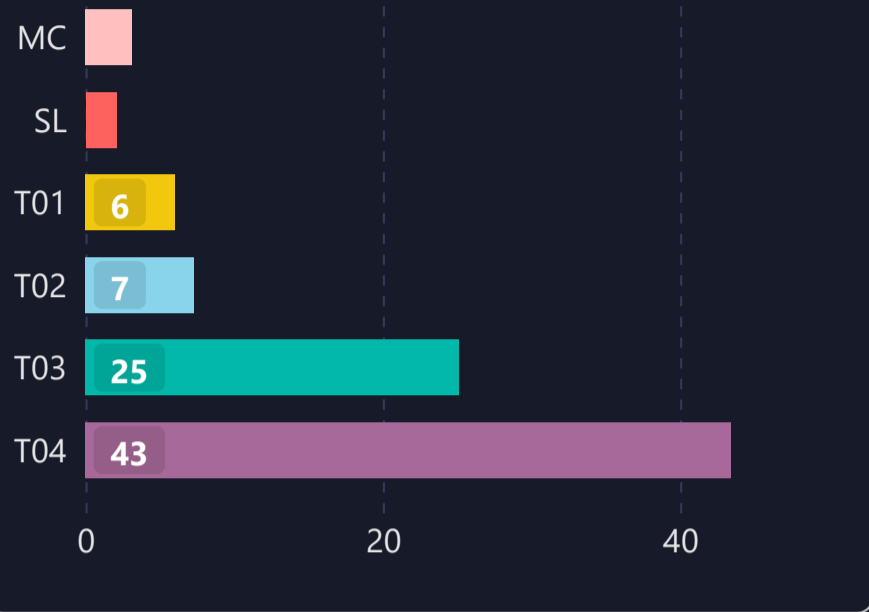
LIST OF ALL TRADES

Signal Date	Pair	Leverage	Buy Rate	Target 1	Target 2	Target 3	Target 4	Target 5	Stop Loss	Man. Close	Dur. (Hours)	Final P/L
30.07.2021	ETH/USDT	50	2342.0000	2358.3700	2418.0000	2493.0000	2592.0000		2280.00000		22,82	%533,7 ▲
30.07.2021	BTC/USDT	50	39850.0000	40805.7900	41298.5600	41730.0000			38199.15000		33,88	%235,9 ▲
1.08.2021	SOL/USDT	50	35.1500	34.5600	33.6000	30.2000			37.36700		8,82	%220,5 ▲
3.08.2021	SOL/USDT	50	33.7200	34.3500	34.9530	35.1880			31.55800		1,23	%93,4 ▲
4.08.2021	BCH/USDT	50	542.0000	549.5000	555.5500				497.34000	528.4500	10,17	-%125,0 ▼
5.08.2021	ETH/USDT	100	2670.0000	2723.8400	2790.0000	2870.0000	3008.0000		2533.12000		17,43	%1265,9 ▲
6.08.2021	BNB/USDT	50	339.0000	343.0000	347.0000	354.6100			323.05000		1,38	%118,0 ▲
9.08.2021	SOL/USDT	50	38.0000	38.5500	38.8400	39.7970			35.69200		0,66	%110,5 ▲
10.08.2021	BTC/USDT	125	45280.0000	44638.6300	44140.1300	42916.5300			47629.64000		48,69	%177,1 ▲
10.08.2021	BCH/USDT	50	588.3000	584.5900	578.9200	547.8900			624.71000		0,09	%31,5 ▲
12.08.2021	ETH/USDT	100	3180.0000	3130.9700	3030.0000	2895.9900			3356.42000		11,67	%471,7 ▲
12.08.2021	SOL/USDT	50	42.0000	40.9680	40.6300	39.7000			44.90400		11,29	%273,8 ▲
15.08.2021	FTM/USDT	50	0.3385	0.3446	0.3490	0.3710			0.31927		5,59	%480,1 ▲
16.08.2021	SOL/USDT	50	63.2000	61.0900	60.5850	58.1430			66.95900	66.3600	1,63	-%250,0 ▼
17.08.2021	FTM/USDT	50	0.4250	0.4312	0.4384	0.4464			0.39953		0,04	%72,9 ▲
17.08.2021	LINK/USDT	50	29.1500	29.5080	29.9740	30.0828			27.29400		1,13	%160,0 ▲
17.08.2021	BCH/USDT	50	680.0000	690.0000	720.0000	770.0000			630.62000		1,01	%73,5 ▲
18.08.2021	FTM/USDT	50	0.3870	0.3778	0.3712	0.3639			0.40669		0,98	-%254,4 ▼
18.08.2021	FTM/USDT	50	0.4090	0.4217	0.4394	0.4474			0.40043		2,43	-%104,8 ▼
18.08.2021	LINK/USDT	50	25.4400	24.9510	24.7600	24.6830			26.31300	26.0860	1,71	-%127,0 ▼
19.08.2021	SXP/USDT	50	3.1900	3.2404	3.3586	3.4065			3.01700		0,10	%79,0 ▲
19.08.2021	ETH/USDT	100	3005.0000	2901.6700	2883.2200	2866.5800			3127.65000	3047.0700	5,43	-%140,0 ▼
19.08.2021	BTC/USDT	125	44550.0000	43883.8000	43393.7300	42190.8200			46824.24000	45155.8800	5,79	-%170,0 ▼
19.08.2021	BCH/USDT	50	643.0000	650.9100	664.2700	679.0000			590.38000		11,23	%279,9 ▲
19.08.2021	SOL/USDT	50	73.8000	75.0000	79.0000	93.0000			69.07500		6,01	%81,3 ▲
20.08.2021	FTM/USDT	50	0.5000	0.4902	0.4817	0.4722			0.52777		4,19	%97,8 ▲
21.08.2021	SXP/USDT	50	3.6350	3.5655	3.4066	3.3527			3.79110		2,84	-%214,7 ▼
21.08.2021	SXP/USDT	50	3.6600	3.7595	3.8966	3.9521			3.50020	3.7039	0,16	%60,0 ▲
21.08.2021	SOL/USDT	50	77.7000	75.2490	74.6270	74.0830			82.47800		0,61	%157,7 ▲
22.08.2021	ETH/USDT	100	3240.0000	3172.0000	3065.4900	2961.5800			3432.44000		17,57	%209,9 ▲
24.08.2021	ETH/USDT	100	3353.0000	3310.0000	3160.0000	3080.0000			3420.00000		20,05	%814,2 ▲
31.08.2021	FTM/USDT	50	0.7890	0.7741	0.7556	0.6930			0.83338		3,51	%608,3 ▲
31.08.2021	BNB/USDT	50	461.5000	454.5100	446.6800	439.7700			482.60000	466.5000	1,06	-%54,2 ▼
31.08.2021	BTC/USDT	125	47260.0000	46568.8000	46048.7400	44772.2300			49689.14000	47750.0000	1,22	-%129,6 ▼
31.08.2021	BTC/USDT	125	47750.0000	48700.0000	49750.7400	51059.9600			46017.00000	47350.0000	2,24	-%104,7 ▼
31.08.2021	BCH/USDT	50	644.0000	654.5000	661.9400	682.0400			596.38000	640.0000	1,82	-%31,1 ▼

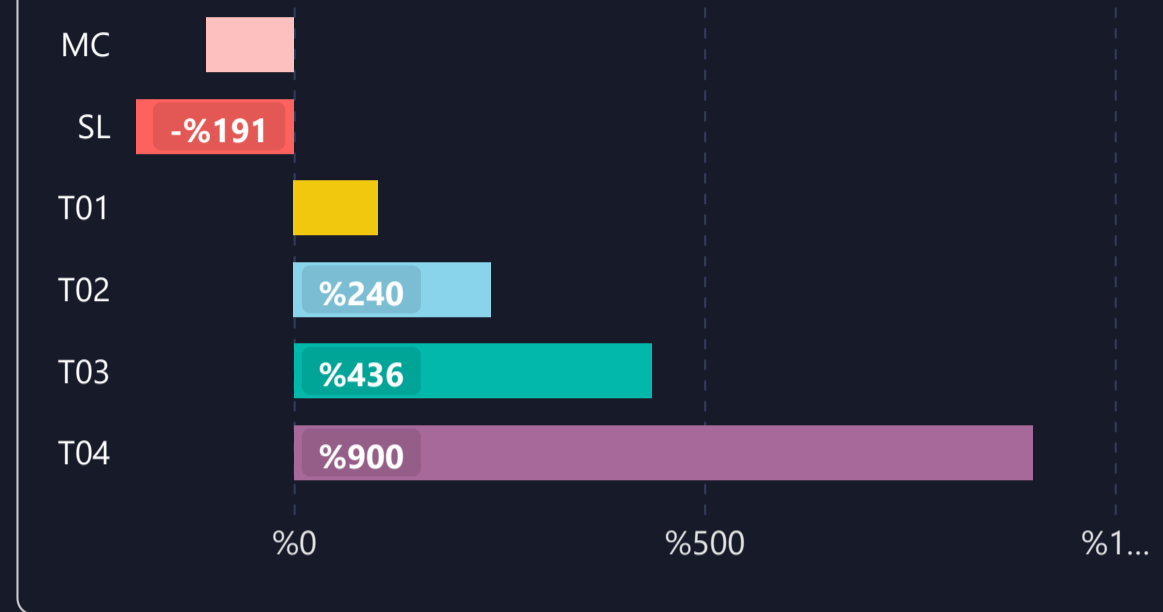


1) DETAILED STATS OF TARGETS (T1, T2, T3 etc.)

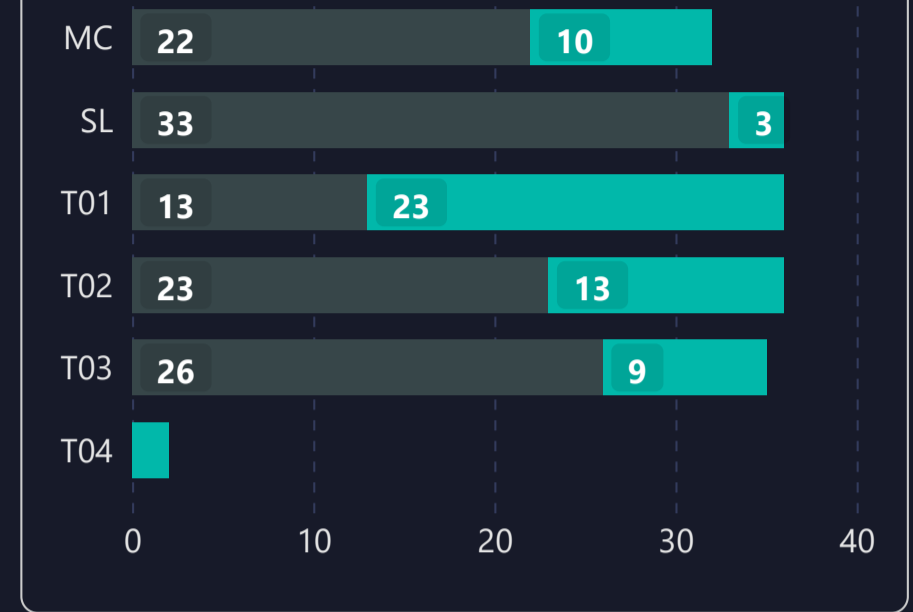
AVERAGE HOURS TO HIT TARGETS



AVERAGE PROFIT PER TARGET



INDIVIDUAL TARGETS STATUS



2) TARGET DURATION vs PROFIT/LOSS SCATTER CHART

Targets ● MC ● SL ● T01 ● T02 ● T03 ● T04

