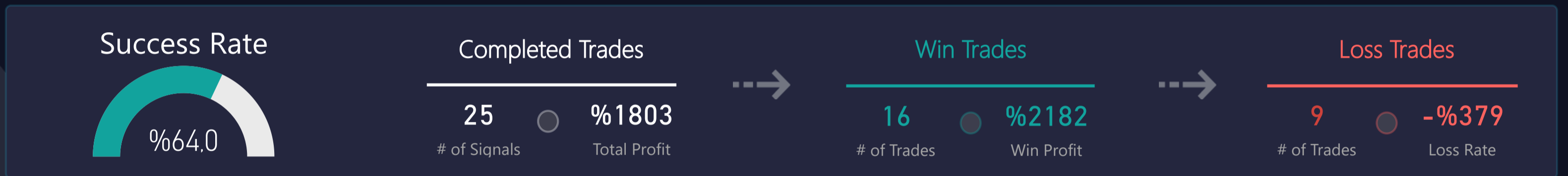




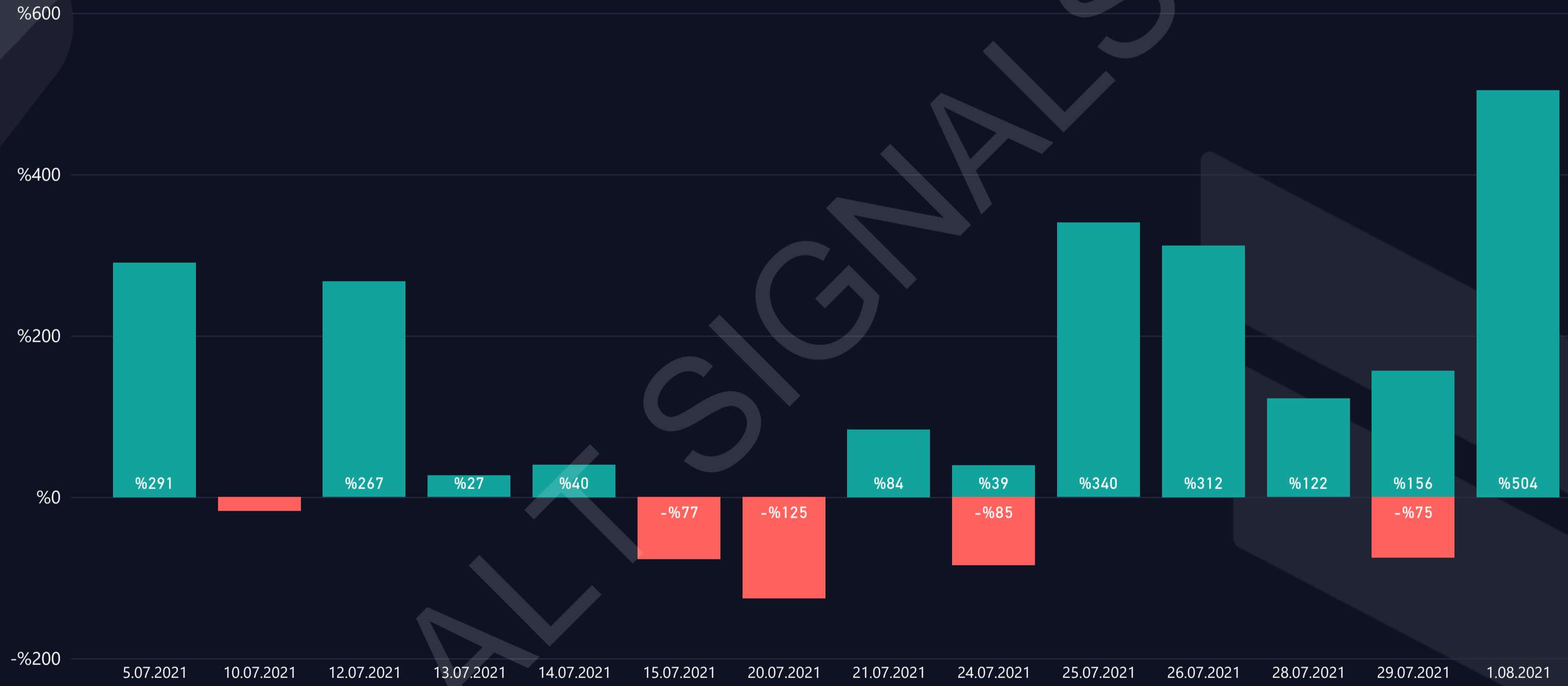
t.me/altsignals

ALTSIGNALS BINANCE FUTURES VIP REPORT 2021 JULY



WIN & LOSS CHART

Win/Loss ● Loss ● Win



TOP WIN & LOSS TRADES

Realization Date	Pair	Final Profit	Duration (hours)	Final Target
31.07.2021	ETH/USDT	%322,4	32,38	T03
26.07.2021	FTM/USDT	%268,3	1,78	T03
12.07.2021	ETH/USDT	%267,1	114,51	T04
25.07.2021	SOL/USDT	%235,1	17,72	T03
30.07.2021	BTC/USDT	%181,8	21,85	T02

Realization Date	Pair	Total Loss	Duration (hours)
15.07.2021	AXS/USDT	-%77,1	16,47
29.07.2021	FTM/USDT	-%60,0	0,11
24.07.2021	BTC/USDT	-%56,8	18,17
20.07.2021	ETH/USDT	-%49,4	15,54
20.07.2021	BNB/USDT	-%39,0	14,72



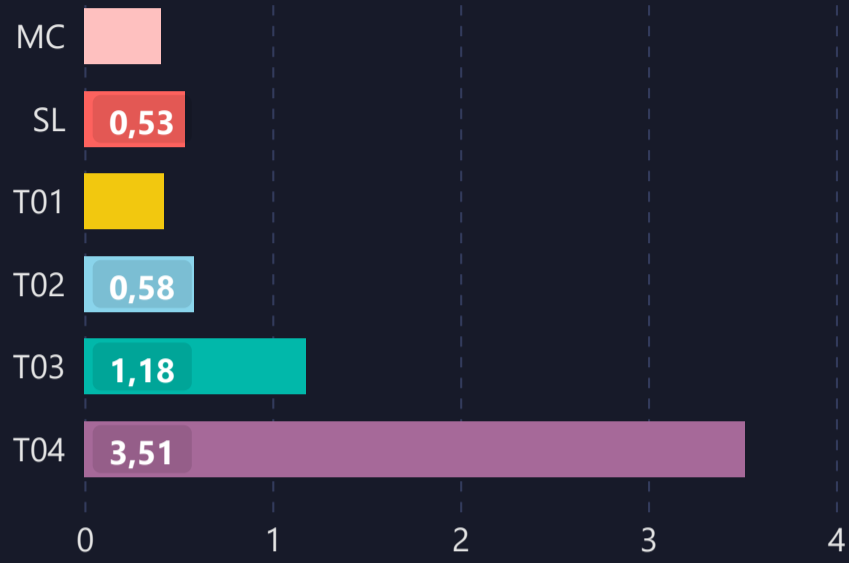
LIST OF ALL TRADES

Signal Date	Pair	Leverage	Buy Rate	Target 1	Target 2	Target 3	Target 4	Target 5	Stop Loss	Man. Close	Dur. (Hours)	Final P/L
2.07.2021	BTC/USDT	25	33550.0000	33988.0000	34722.0000	35450.0000	35800.0000		32800.00000		32,40	%167,7 ▲
3.07.2021	BNB/USDT	10	298.5000	305.2000	314.0000	344.0000	42.0000		280.00000		22,98	%51,9 ▲
4.07.2021	ETH/USDT	10	2390.0000	2270.0000	2220.0000	2020.0000	1742.0000		2500.00000		11,79	%71,1 ▲
8.07.2021	ETH/USDT	25	2265.0000	2201.0000	2181.0000	2098.0000	2023.0000		2300.00000		40,33	%267,1 ▲
9.07.2021	BNB/USDT	5	306.0000	284.0000	247.0000	284.0000			325.00000	316.5300	22,82	-%17,2 ▼
13.07.2021	ETH/USDT	25	1924.0000	1955.0000	1990.0000				1900.00000		0,98	%40,3 ▲
13.07.2021	ETH/USDT	25	1973.0000	1994.0000	2100.0000	2030.0000			1920.00000		2,58	%26,6 ▲
14.07.2021	AXS/USDT	5	22.7000	0.0000	18.6000	0.0000			26.20000		16,47	-%77,1 ▼
19.07.2021	ETH/USDT	10	1818.0000	1900.0000	1980.0000	1900.0000			1700.00000	1728.2800	15,54	-%49,4 ▼
19.07.2021	BNB/USDT	5	282.0000	295.0000	310.0000	295.0000			260.00000		14,72	-%39,0 ▼
19.07.2021	BTC/USDT	10	31150.0000	31800.0000	32700.0000	31800.0000			30000.00000		14,74	-%36,9 ▼
21.07.2021	MATIC/USDT	10	0.9300	0.8840	0.8520	0.5933			1.10000		0,75	%83,9 ▲
24.07.2021	FTM/USDT	50	0.1928	0.1887	0.1855	0.1887			0.20320		4,76	%105,0 ▲
24.07.2021	MATIC/USDT	10	0.9580	0.9165	0.7475	0.5933			1.10000		47,06	%43,3 ▲
24.07.2021	SOL/USDT	50	28.4080	27.4980	27.2710	27.0720			30.14000		17,59	%235,1 ▲
24.07.2021	BTC/USDT	20	33470.0000	32800.0000	30544.0000	32800.0000			34420.00000		18,17	-%56,8 ▼
24.07.2021	AXS/USDT	3	43.0000	39.0000	25.0000	39.0000			47.00000		0,03	-%27,9 ▼
24.07.2021	AXS/USDT	3	46.0000	40.0000					62.00000		2,22	%39,1 ▲
26.07.2021	FTM/USDT	50	0.1951	0.1980	0.2010	0.2056			0.18407		1,18	%268,3 ▲
27.07.2021	ETH/USDT	50	2270.0000	2325.3700	2421.6900	2325.3700			2162.55000		12,15	%122,0 ▲
27.07.2021	BCH/USDT	50	496.0000	502.3100	508.0100	511.5000			457.70000		20,72	%156,3 ▲
29.07.2021	FTM/USDT	50	0.2457	0.2410	0.2310	0.2410			0.25600	0.2486	0,11	-%60,0 ▼
29.07.2021	BCH/USDT	50	502.0000	495.5700	489.8000	495.5700			540.68000	503.5060	0,65	-%15,0 ▼
30.07.2021	ETH/USDT	50	2342.0000	2358.3700	2418.0000	2493.0000	2592.0000		2280.00000		15,91	%322,4 ▲
30.07.2021	BTC/USDT	50	39850.0000	40805.7900	41298.5600	41730.0000			38199.15000		21,82	%181,8 ▲

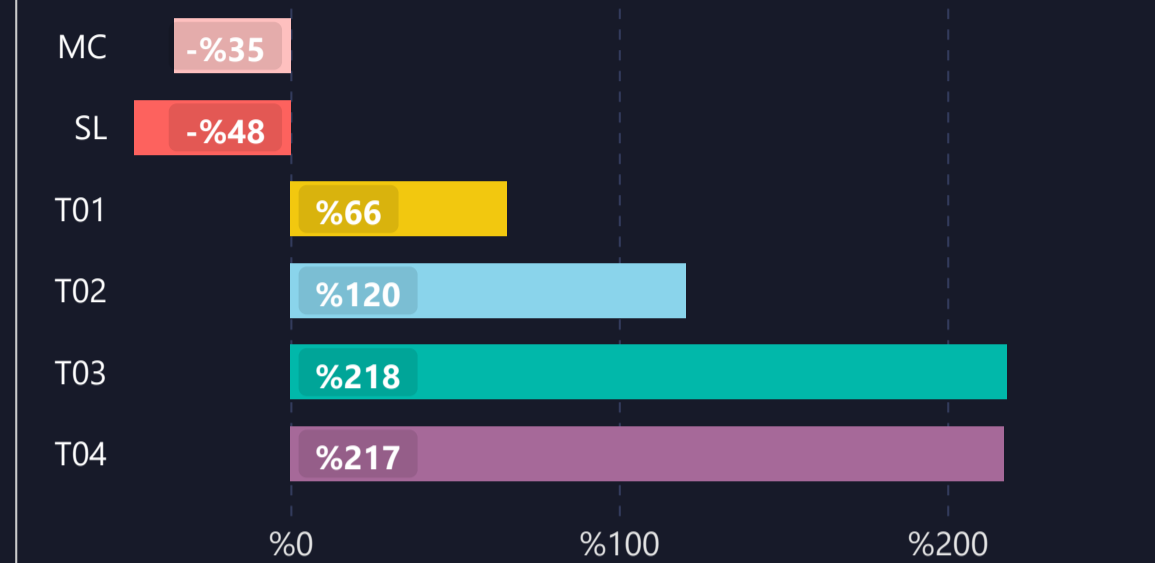


1) DETAILED STATS OF TARGETS (T1, T2, T3 etc.)

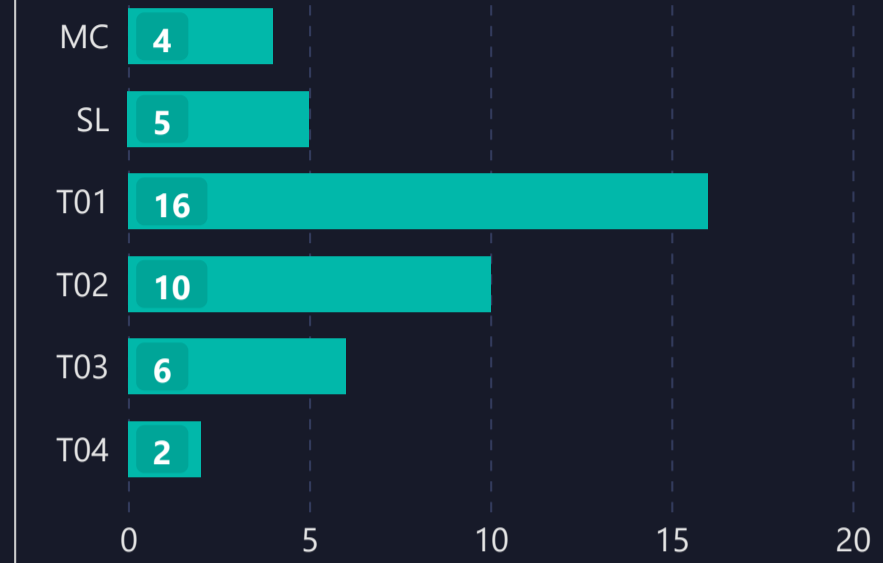
AVERAGE HOURS TO HIT TARGETS



AVERAGE PROFIT PER TARGET



INDIVIDUAL TARGETS STATUS



2) TARGET DURATION vs PROFIT/LOSS SCATTER CHART

Targets ● MC ● SL ● T01 ● T02 ● T03 ● T04

