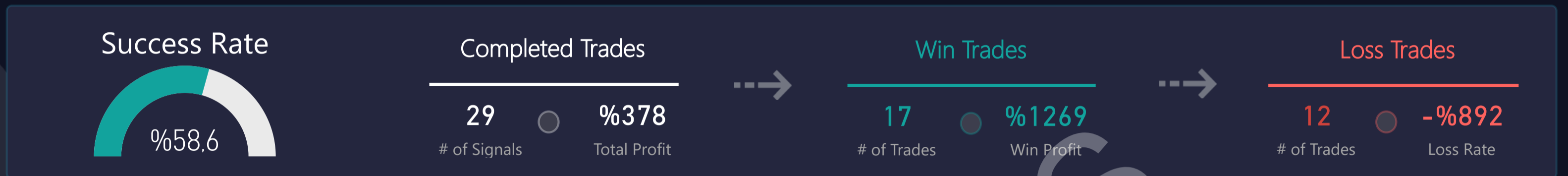




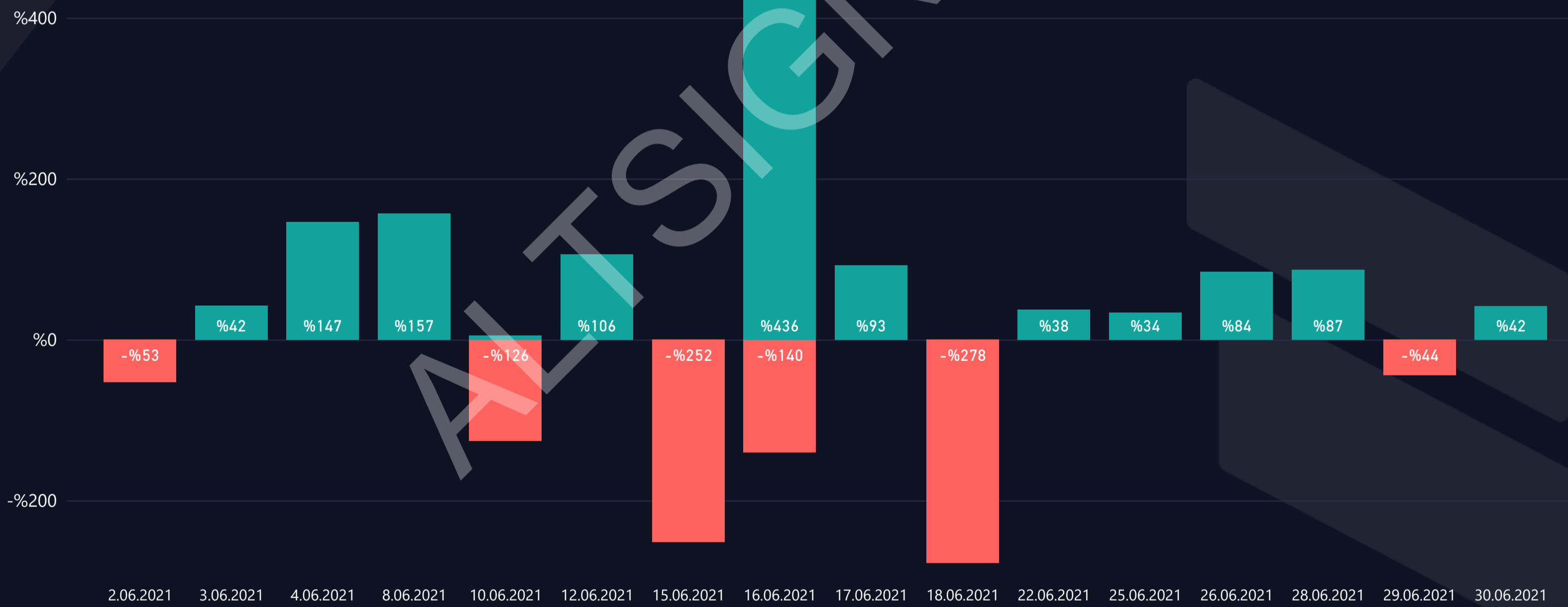
t.me/altsignals

# ALTSIGNALS BINANCE FUTURES VIP REPORT 2021 JUNE



## WIN & LOSS CHART

Win/Loss ● Loss ● Win



## TOP WIN & LOSS TRADES

Realization Date	Pair	Final Profit	Duration (hours)	Final Target
16.06.2021	CHZ/USDT	%174,1	1,29	T02
8.06.2021	ETH/USDT	%157,0	26,61	T05
4.06.2021	DOGE/USDT	%146,5	35,01	T04
12.06.2021	BTC/USDT	%106,3	42,42	T01
17.06.2021	FTM/USDT	%92,7	0,40	T01

Realization Date	Pair	Total Loss	Duration (hours)
18.06.2021	FTM/USDT	-%141,4	0,96
16.06.2021	BTC/USDT	-%140,0	3,65
10.06.2021	BTC/USDT	-%125,7	8,96
15.06.2021	BTC/USDT	-%112,9	0,07
15.06.2021	BTC/USDT	-%98,6	29,82



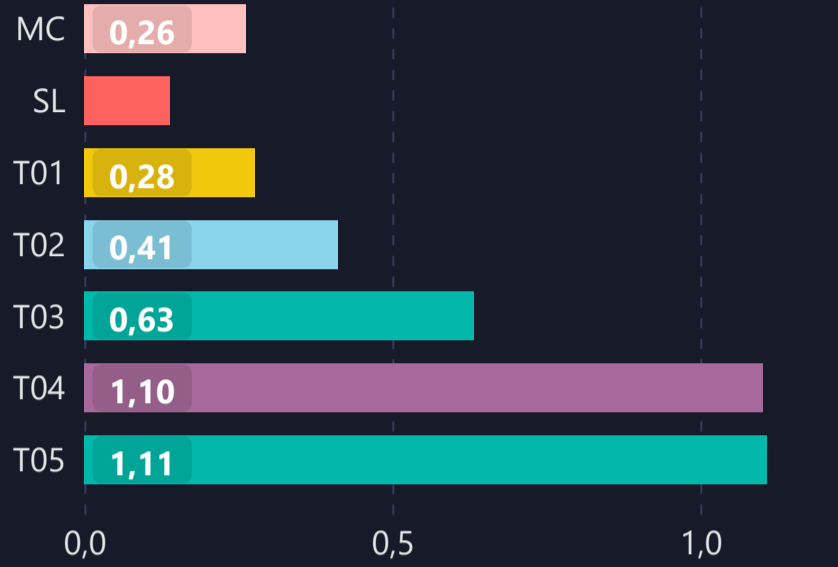
# LIST OF ALL TRADES

Signal Date	Pair	Leverage	Buy Rate	Target 1	Target 2	Target 3	Target 4	Target 5	Stop Loss	Man. Close	Dur. (Hours)	Final P/L
1.06.2021	KSM/USDT	10	363.0000	341.0000	314.0000	254.0000			400.00000	382.2390	11,17	-%53,0 ▼
2.06.2021	BTC/USDT	20	38000.0000	37200.0000	36100.0000	34400.0000			41000.00000	38475.0000	11,32	%42,1 ▲
3.06.2021	DOGE/USDT	10	0.4300	0.4150	0.3910	0.3840	0.3670		0.48000		18,89	%146,5 ▲
7.06.2021	ETH/USDT	10	2835.0000	2743.0000	2670.0000	2600.0000	2450.0000	2390.0000	2925.00000		12,83	%157,0 ▲
9.06.2021	BTC/USDT	25	35800.0000	34350.0000	33200.0000	30132.0000	27000.0000	23200.0000	37600.00000		8,96	-%125,7 ▼
10.06.2021	BTC/USDT	20	36700.0000	34750.0000	33200.0000	30132.0000	27000.0000	23200.0000	41000.00000		42,42	%106,3 ▲
10.06.2021	BTC/USDT	10	37000.0000	34350.0000	33200.0000	30132.0000	27000.0000	23200.0000	41000.00000	36815.0000	6,18	%5,0 ▲
14.06.2021	BTC/USDT	20	39250.0000	37600.0000	31000.0000	20000.0000			42000.00000	41185.0000	29,82	-%98,6 ▼
15.06.2021	BTC/USDT	100	39700.0000	39200.0000	38100.0000	37230.0000			40400.00000	40255.8000	3,65	-%140,0 ▼
15.06.2021	BTC/USDT	100	39900.0000	40320.0000	40640.0000	41820.0000			39400.00000	39740.0000	0,04	-%40,1 ▼
15.06.2021	BTC/USDT	100	40740.0000	40320.0000	39800.0000	38150.0000			41200.00000		0,07	-%112,9 ▼
15.06.2021	CHZ/USDT	50	0.3160	0.3200	0.3270				0.30900		1,16	%174,1 ▲
15.06.2021	KSM/USDT	50	389.0000	394.0000	399.0000	415.0000			380.00000	388.2220	1,57	%10,0 ▲
16.06.2021	BTC/USDT	50	39000.0000	39500.0000	39800.0000				38400.00000	38766.0000	0,55	%30,0 ▲
16.06.2021	CHZ/USDT	10	0.3560	0.3450	0.3382	0.3300			0.39000		2,89	%73,0 ▲
16.06.2021	DOGE/USDT	50	0.3102	0.3055	0.2947				0.31640		3,00	%76,2 ▲
16.06.2021	FTM/USDT	50	0.2770	0.2730	0.2650				0.28500		0,32	%72,2 ▲
17.06.2021	FTM/USDT	50	0.3020	0.2964	0.2843	0.2704			0.31150		0,40	%92,7 ▲
18.06.2021	BTC/USDT	50	36900.0000	37500.0000	38130.0000	39033.0000			36200.00000	36261.6700	4,32	-%86,5 ▼
18.06.2021	FTM/USDT	50	0.3040	0.3106	0.3228	0.3412			0.29540		0,96	-%141,4 ▼
18.06.2021	MATIC/USDT	20	1.4350	1.4600	1.5100				1.39000	1.4135	0,64	-%30,0 ▼
18.06.2021	SOL/USDT	10	36.4100	38.5000	40.5000				34.50000	35.6960	4,21	-%19,6 ▼
22.06.2021	XRP/USDT	5	0.5290	0.5688	0.6350	0.7814			0.40000		1,44	%37,6 ▲
24.06.2021	LINK/USDT	10	19.3500	18.7000	17.5000	13.9000			20.10000		5,56	%33,6 ▲
26.06.2021	BTC/USDT	25	31775.0000	30702.0000	28444.0000	23150.0000			32800.00000		8,39	%84,4 ▲
27.06.2021	EOS/USDT	10	3.5700	3.7400	3.7850	3.8800			3.20000		18,45	%86,8 ▲
29.06.2021	BTC/USDT	20	35600.0000	34220.0000	33123.0000	31800.0000			36800.00000	36045.0000	5,67	-%25,0 ▼
29.06.2021	EOS/USDT	10	4.1000	3.5300					4.53000	4.1779	2,65	-%19,0 ▼
30.06.2021	BTC/USDT	25	34680.6155	35262.0000	36787.0000	37200.0000			34100.00000		3,67	%41,9 ▲

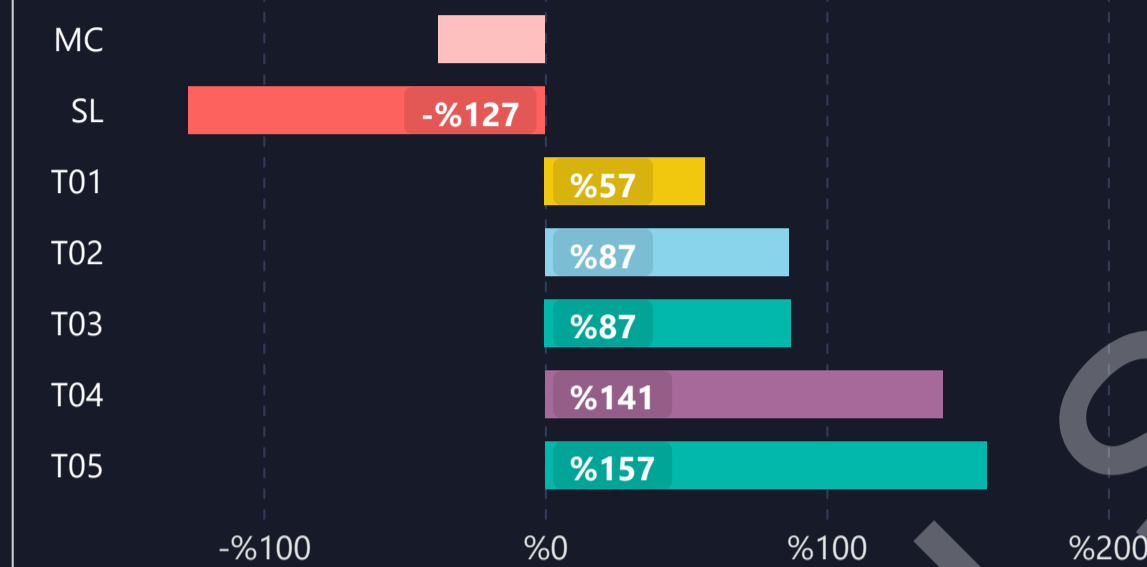


# 1) DETAILED STATS OF TARGETS (T1, T2, T3 etc.)

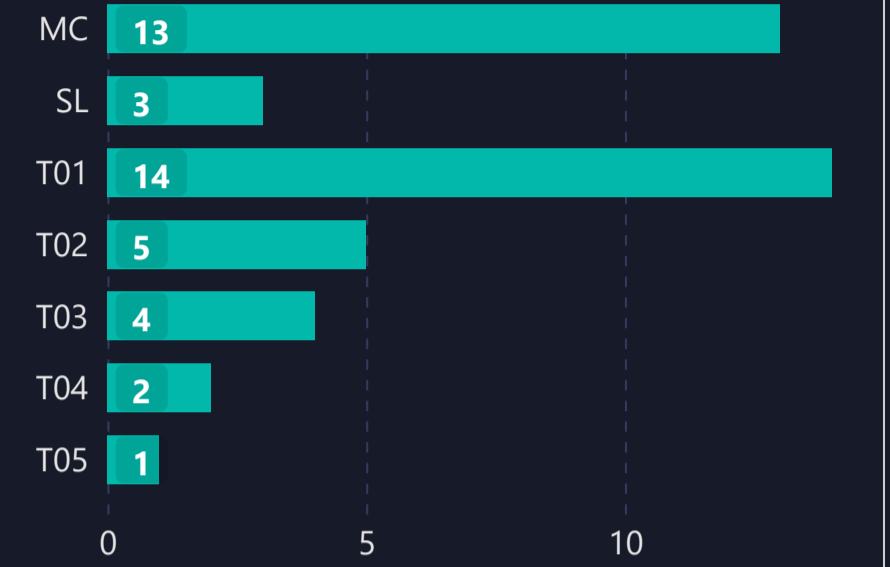
### AVERAGE HOURS TO HIT TARGETS



### AVERAGE PROFIT PER TARGET



### INDIVIDUAL TARGETS STATUS



# 2) TARGET DURATION vs PROFIT/LOSS SCATTER CHART

Targets ● MC ● SL ● T01 ● T02 ● T03 ● T04 ● T05

