


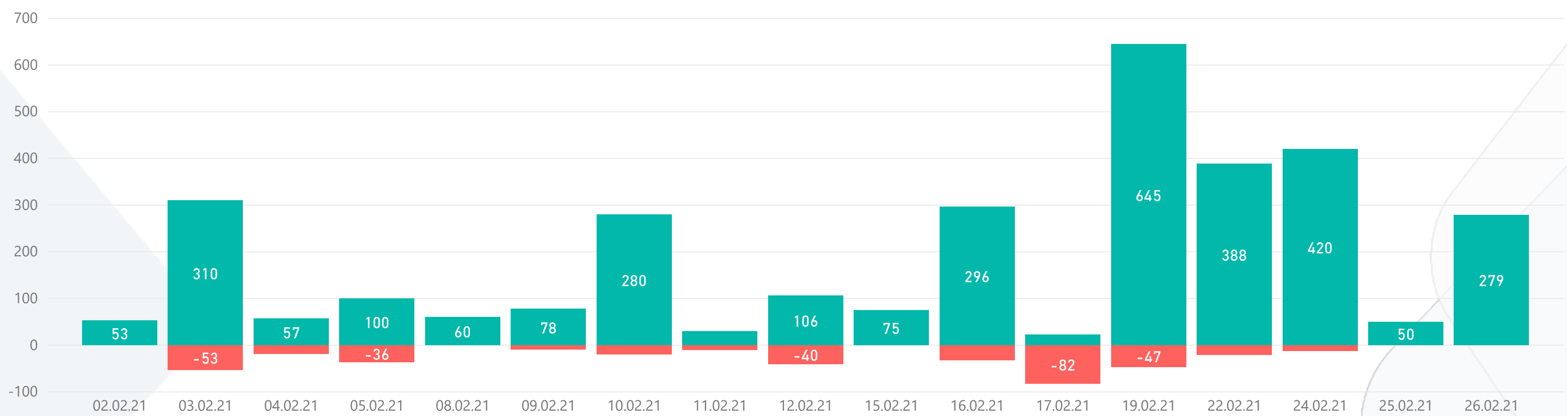
# ALTFX REPORT 2021 FEBRUARY

~TOTAL PIPS~  
2871



## 1) WIN & LOSS CHART

Win/Loss ● Loss ● Win



## 2) TOP WIN & LOSS TRADES

Date	Pair	Buy Rate	Sell Rate	+ Pips	Dur. (hours)
19.02.2021	XTI/USD	62.1000	58.50	360	25,1
22.02.2021	XAU/USD	1774.0000	1810.00	360	74,0
3.02.2021	US30/USD	30810.0000	29800.00	310	21,6
19.02.2021	XTI/USD	61.3500	50.00	285	10,0
10.02.2021	US30/USD	31480.0000	30000.00	280	1,0

Date	Pair	Buy Rate	Sell Rate	- Pips	Dur. (hours)
17.02.2021	XTI/USD	60.3000	61.12	-82	4,2
3.02.2021	EUR/NZD	1.6819	1.67660	-53	7,5
19.02.2021	GBP/JPY	147.370	147.84000	-47	25,1
12.02.2021	XTI/USD	58.5000	58.90	-40	0,4
5.02.2021	AUD/CAD	0.9742	0.97780	-36	3,1

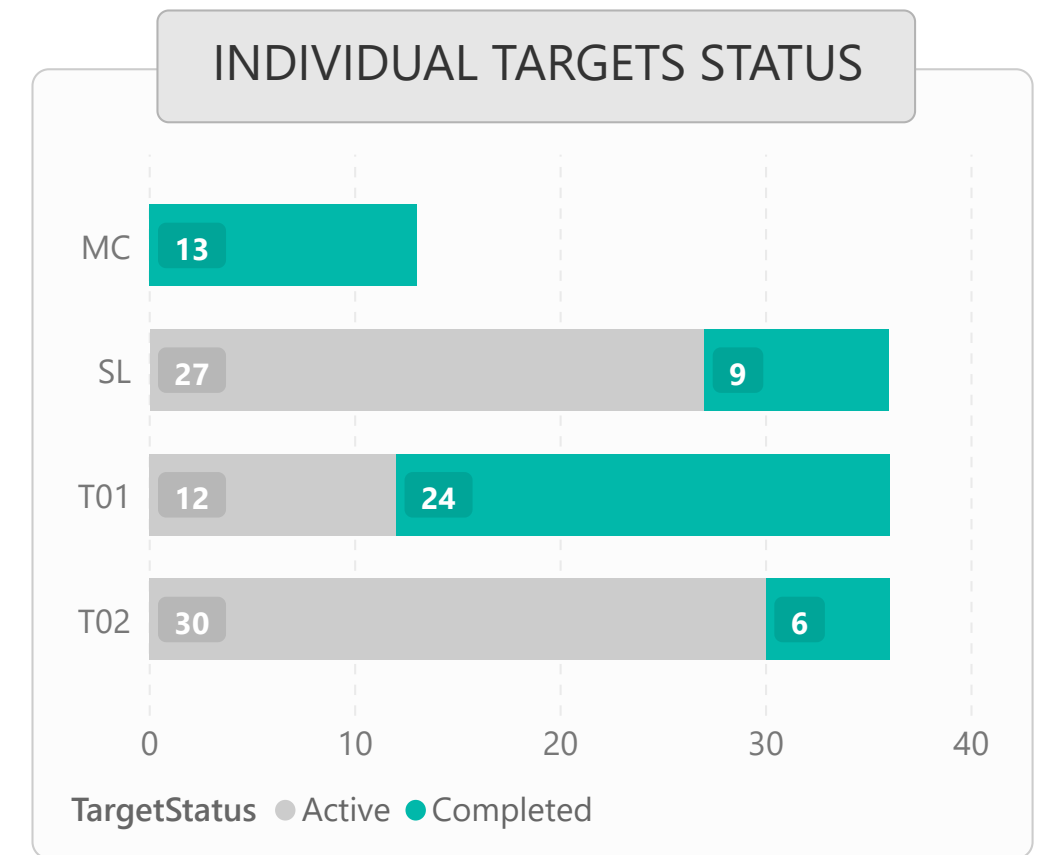
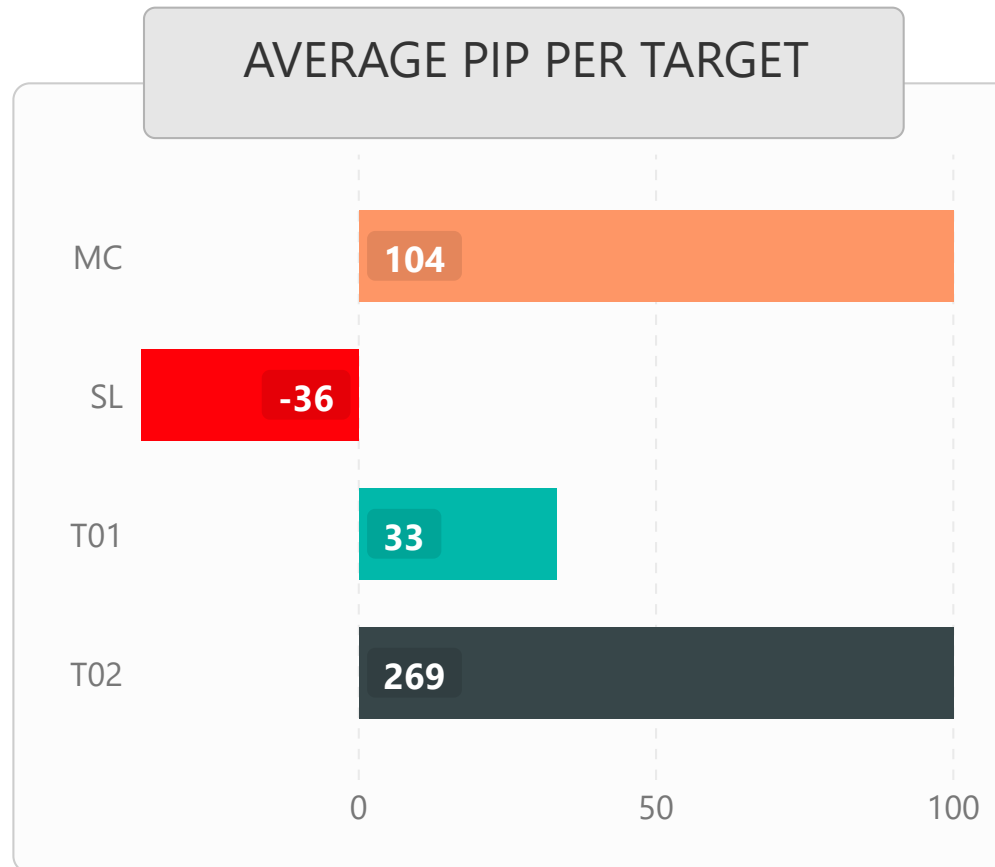
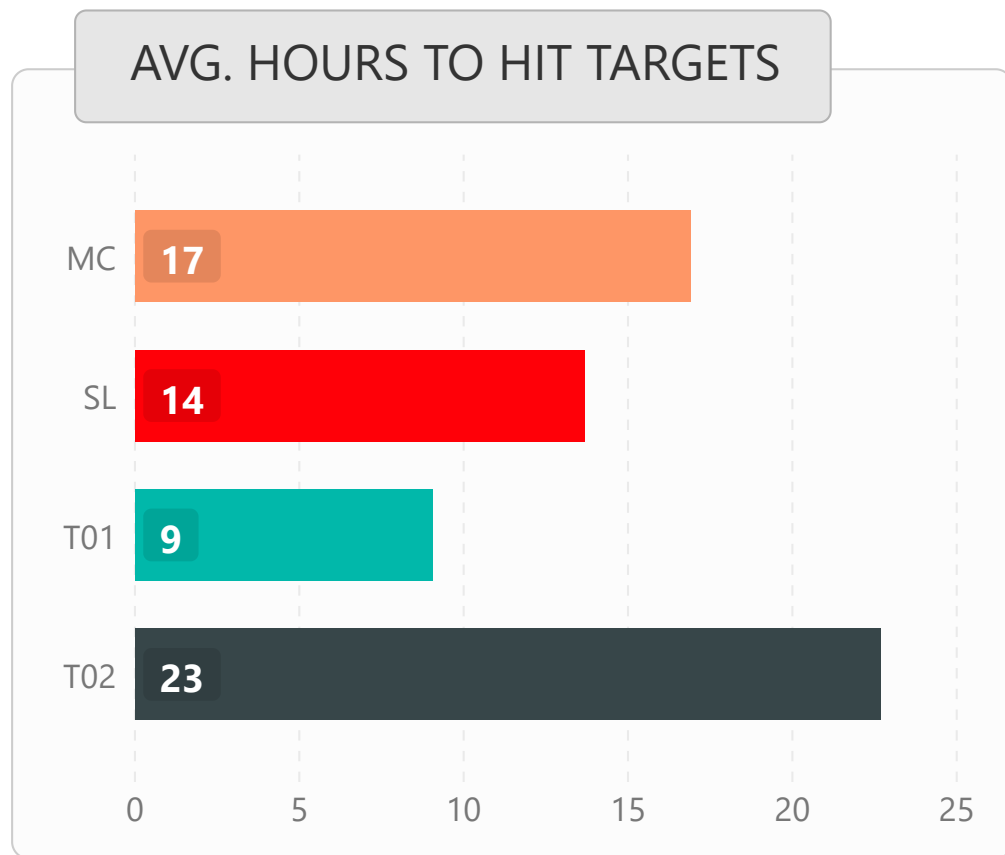


## LIST OF ALL TRADES

Signal Date	Currency	Long/Short	Buy Rate	T1 Rate	T2 Rate	SL Rate	Manual Close	Pips	Dur. (Hours)
1.02.2021	NZD/USD	Short	0.7174	0.7144	0.7040	0.7209		30	23,2
2.02.2021	AUD/USD	Short	0.7608	0.7585	0.7480	0.7645		23	3,3
2.02.2021	EUR/NZD	Long	1.6819	1.6844	1.6980	1.6766		-53	7,5
2.02.2021	US30/USD	Short	30810.0000	30750.0000	29800.0000	30979.0000	30500.0000	310	21,6
3.02.2021	GBP/JPY	Short	143.330	143.040	141.900	143.780	142.760	57	24,8
4.02.2021	GBP/JPY	Short	143.820	143.600	141.900	144.000		-18	0,7
5.02.2021	AUD/CAD	Short	0.9742	0.9720	0.9610	0.9778		-36	3,1
5.02.2021	US30/USD	Short	31190.0000	31150.0000	30000.0000	31316.0000	31090.0000	100	2,2
8.02.2021	GBP/JPY	Short	144.780	144.500	141.900	145.480	144.000	78	25,0
8.02.2021	XAU/USD	Short	1836.0000	1833.0000	1800.0000	1841.0000	1830.0000	60	4,3
9.02.2021	USD/CHF	Long	0.8932	0.8953	0.9050	0.8892	0.8923	-9	7,7
10.02.2021	EUR/USD	Short	1.2126	1.2105	1.1860	1.2146		-20	8,9
10.02.2021	US30/USD	Short	31480.0000	31450.0000	30000.0000	31594.0000	31200.0000	280	1,0
10.02.2021	USD/CHF	Long	0.8919	0.8940	0.9050	0.8879		21	46,8
11.02.2021	XTI/USD	Short	58.2500	57.9000	50.0000	58.9800	57.4000	85	32,4
11.02.2021	EUR/JPY	Long	127.100	127.300	128.300	126.650	127.000	-10	4,5
11.02.2021	USTEC/USD	Short	13700.0000	13670.0000	13000.0000	13789.0000		30	0,0
12.02.2021	XTI/USD	Short	58.5000	58.2000	50.0000	58.9000		-40	0,4
12.02.2021	XAU/USD	Long	1816.5000	1820.0000	1834.0000	1812.0000	1824.0000	75	64,2
15.02.2021	XTI/USD	Short	60.3500	60.0000	50.0000	60.9900	59.5900	76	19,9
16.02.2021	USD/CHF	Short	0.8874	0.8851	0.8750	0.8916	0.8906	-32	2,4
16.02.2021	CAD/JPY	Short	83.230	83.000	82.000	83.690		23	27,6
16.02.2021	XAU/USD	Long	1793.0000	1796.0000	1815.0000	1786.0000		220	0,8
17.02.2021	XTI/USD	Short	60.3000	60.0000	50.0000	61.1200		-82	4,2
18.02.2021	XTI/USD	Short	62.1000	61.8000	58.5000	63.3000		360	25,1
18.02.2021	GBP/JPY	Short	147.370	147.050	144.600	147.840		-47	25,1
18.02.2021	XTI/USD	Short	61.3500	61.0000	50.0000	62.1000	58.5000	285	10,0
19.02.2021	GBP/USD	Short	1.3988	1.3968	1.3880	1.4008		-21	69,6
19.02.2021	XAU/USD	Long	1774.0000	1778.0000	1810.0000	1766.0000		360	74,0
22.02.2021	USD/JPY	Short	105.370	105.090	104.000	104.000		28	0,9
23.02.2021	US30/USD	Short	31630.0000	31590.0000	31380.0000	31698.0000		250	9,7
24.02.2021	EUR/NZD	Long	1.6497	1.6522	1.6680	1.6485		-12	3,6
24.02.2021	XAU/USD	Long	1788.0000	1792.0000	1805.0000	1782.0000		170	2,0
25.02.2021	EUR/NZD	Long	1.6356	1.6386	1.6609	1.6313		253	24,6
25.02.2021	US30/USD	Long	31630.0000	31680.0000	32500.0000	31388.0000		50	0,1
26.02.2021	USD/JPY	Long	106.240	106.500	107.600	105.880		26	2,5



# 1) DETAILED STATS OF TARGETS (T1, T2, T3 etc.)



# 2) TARGET DURATION vs PROFIT/LOSS SCATTER CHART

