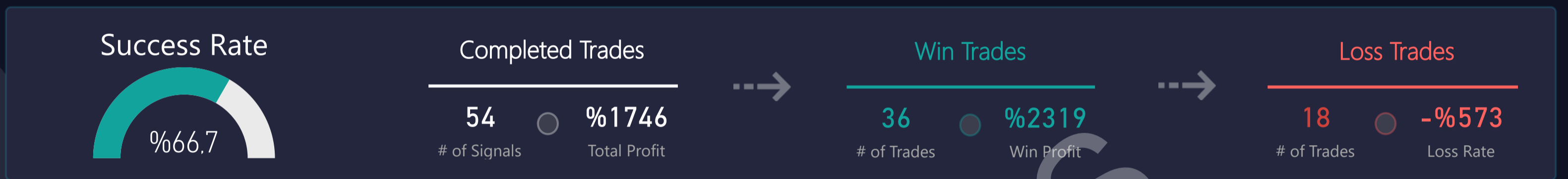




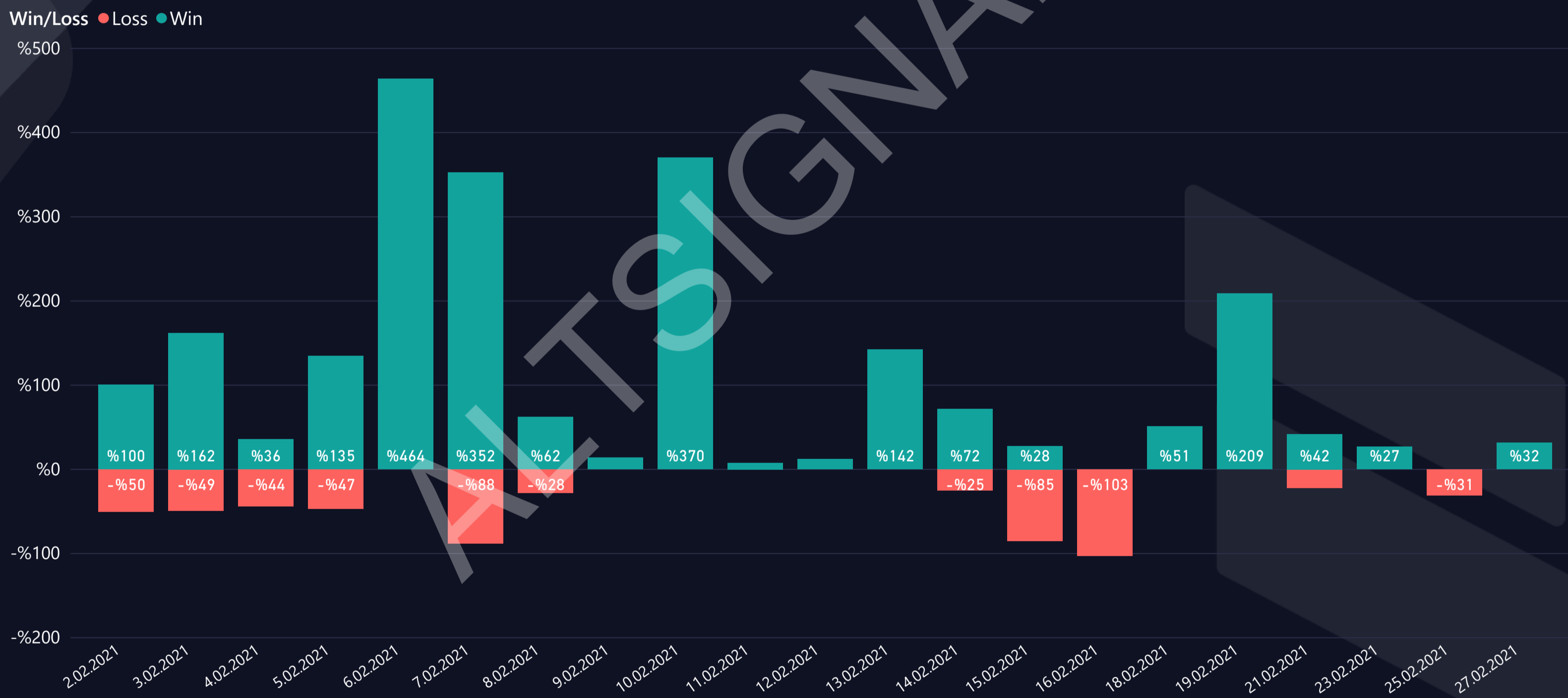
t.me/altsignals

ALTSIGNALS BINANCE FUTURES VIP REPORT 2021 FEBRUARY

TOTAL PROFIT
%1746



WIN & LOSS CHART



TOP WIN & LOSS TRADES

Realization Date	Pair	Final Profit	Duration (hours)	Final Target
6.02.2021	ADA/USDT	%369,3	1,59	T03
7.02.2021	ADA/USDT	%218,1	1,02	T03
19.02.2021	BNB/USDT	%209,1	4,60	T03
10.02.2021	XRP/USDT	%167,2	2,67	T03
5.02.2021	ETH/USDT	%107,8	1,04	T02

Relization Date	Pair	Total Loss	Duration (hours)
15.02.2021	XRP/USDT	-%85,2	2,13
2.02.2021	ETH/USDT	-%50,2	1,00
3.02.2021	ETH/USDT	-%48,9	1,06
5.02.2021	ETH/USDT	-%46,9	1,00
7.02.2021	ETH/USDT	-%45,7	1,01


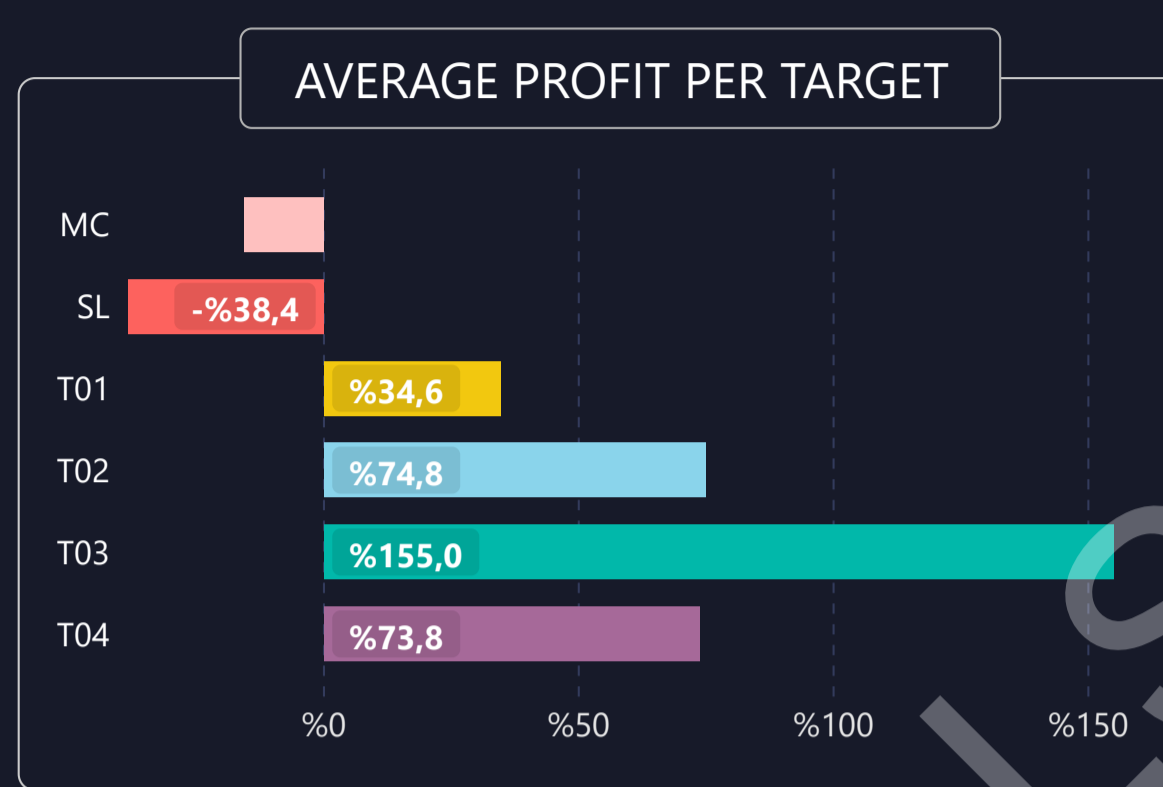
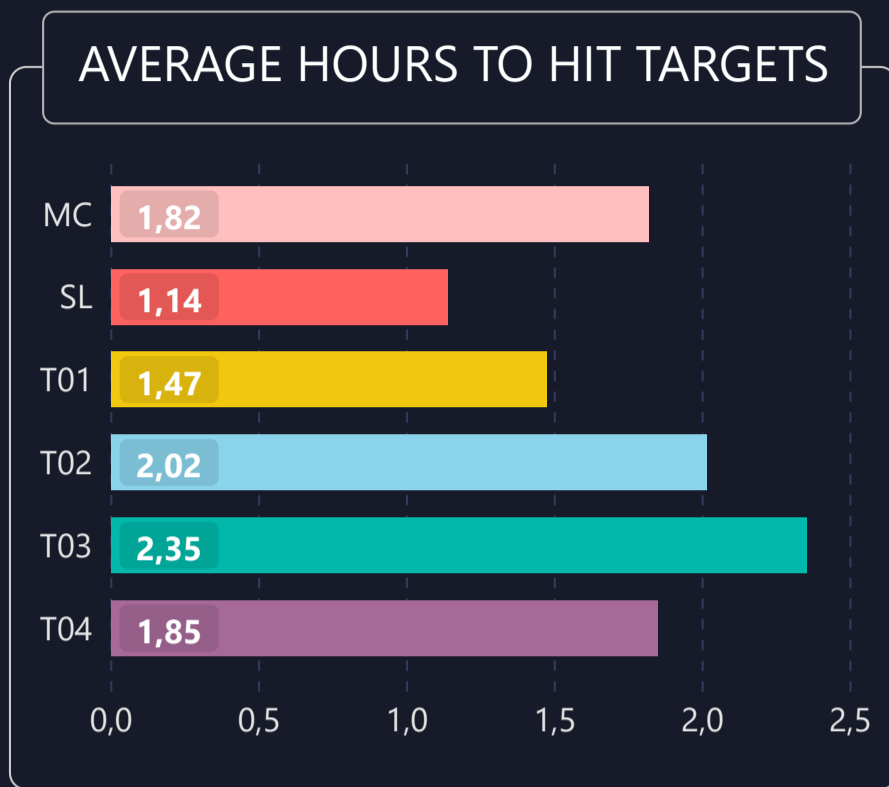


LIST OF ALL TRADES

Signal Date	Pair	Leverage	Buy Rate	Target 1	Target 2	Target 3	Stop Loss	Manual Close	Duration (Hours)	Final Profit/Loss
2.02.2021	ETH/USDT	75	1490.0000	1480.0000	1460.0000	1430.0000	1500.00000		1,00	%50,3 ▲
2.02.2021	ETH/USDT	75	1495.0000	1480.0000	1463.0000	1436.0000	1505.00000		1,00	-%50,2 ▼
2.02.2021	ETH/USDT	75	1500.0000	1490.0000	1473.0000	1436.0000	1510.00000		1,01	%50,0 ▲
3.02.2021	ETH/USDT	75	1534.0000	1512.0000	1490.0000	1457.0000	1544.00000		1,06	-%48,9 ▼
3.02.2021	ETH/USDT	75	1548.0000	1537.0000	1529.0000	1517.0000	1558.00000		1,02	%92,1 ▲
3.02.2021	ETH/USDT	75	1601.0000	1610.0000	1625.0000	1650.0000	1590.00000		1,01	%42,2 ▲
3.02.2021	ETH/USDT	50	35800.0000	35600.0000	35200.0000	32500.0000	36100.00000		1,00	%27,9 ▲
4.02.2021	ETH/USDT	75	1680.0000	1672.0000	1664.0000	1648.0000	1690.00000		1,01	%35,7 ▲
4.02.2021	ETH/USDT	75	1700.0000	1710.0000	1725.0000	1750.0000	1690.00000		1,00	-%44,1 ▼
5.02.2021	BTC/USDT	50	37100.0000	37300.0000	37800.0000	38600.0000	36800.00000		1,05	%27,0 ▲
5.02.2021	ETH/USDT	75	1600.0000	1614.0000	1623.0000	1637.0000	1590.00000	1590.00000	1,00	-%46,9 ▼
5.02.2021	ETH/USDT	75	1600.0000	1614.0000	1623.0000	1637.0000	1590.00000		1,03	%107,8 ▲
6.02.2021	ADA/USDT	50	0.5280	0.5380	0.5490	0.5670	0.52000		1,02	%94,7 ▲
6.02.2021	ADA/USDT	50	0.5280	0.5380	0.5490	0.5670	0.52000		1,25	%369,3 ▲
7.02.2021	ADA/USDT	50	0.6190	0.6260	0.6340	0.6460	0.61500		1,01	%218,1 ▲
7.02.2021	BTC/USDT	50	38570.0000	38915.0000	39247.0000	39784.0000	38300.00000		1,13	%87,8 ▲
7.02.2021	BTC/USDT	50	38730.0000	38930.0000	39190.0000	39610.0000	38400.00000		1,01	-%42,6 ▼
7.02.2021	ETH/USDT	75	1610.0000	1630.0000	1698.0000	1724.0000	1600.00000		1,01	%46,6 ▲
7.02.2021	ETH/USDT	75	1640.0000	1670.0000	1698.0000	1724.0000	1630.00000		1,01	-%45,7 ▼
8.02.2021	ADA/USDT	50	0.7060	0.7020	0.6790	0.6040	0.71400		1,01	%28,3 ▲
8.02.2021	ADA/USDT	50	0.7100	0.7020	0.6790	0.6040	0.71400		1,01	-%28,2 ▼
8.02.2021	BTC/USDT	50	44000.0000	43700.0000	42500.0000	37000.0000	44500.00000		1,01	%34,1 ▲
8.02.2021	ETH/USDT	7	1718.0000	1808.0000	1815.0000	1990.0000	1666.00000		2,13	%39,5 ▲
8.02.2021	LTC/USDT	5	164.0000	173.0000	178.0000	193.0000	138.00000		2,42	%88,4 ▲
8.02.2021	XMR/USDT	7	158.0000	165.0000	168.0000	175.0000	140.00000		2,38	%75,3 ▲
8.02.2021	XRP/USDT	10	0.4515	0.4800	0.5100	0.5270	0.38000		2,23	%167,2 ▲
9.02.2021	BTC/USDT	10	46850.0000	47500.0000	48200.0000	49800.0000	41600.00000		1,27	%13,9 ▲
11.02.2021	BCH/USDT	7	530.0000	549.0000	556.0000	582.0000	460.00000		2,09	%68,7 ▲
11.02.2021	BTC/USDT	5	47800.0000	48550.0000	49800.0000	52800.0000	43000.00000		1,14	%7,8 ▲
12.02.2021	LTC/USDT	10	183.0000	185.0000	186.0000	191.0000	160.00000		1,27	%73,8 ▲
12.02.2021	LTC/USDT	5	184.0000	188.5000	197.0000	225.0000	160.00000		1,65	%12,2 ▲
13.02.2021	BNB/USDT	3	131.6000	139.0000	149.0000	197.0000	110.00000		1,78	%16,9 ▲
13.02.2021	LINK/USDT	3	31.2000	32.9000	34.7000	39.5000	26.00000		1,35	%33,7 ▲
13.02.2021	XTZ/USDT	3	5.1000	5.4600	6.5000	9.8000	4.00000		1,29	%21,2 ▲
14.02.2021	ETH/USDT	6	1823.0000	1838.0000	1931.5000	2099.0000	1650.00000		5,28	%35,7 ▲
14.02.2021	RSR/USDT	3	0.0620	0.0640	0.0670	0.0800	0.05200		1,34	%9,7 ▲
14.02.2021	XLM/USDT	5	0.5500	0.5700	0.6100	0.6600	0.48000	0.5225	1,35	-%25,0 ▼
14.02.2021	XRP/USDT	6	0.6410	0.6680	0.6980	0.7250	0.55000		2,13	-%85,2 ▼
15.02.2021	1INCH/USDT	3	5.2600	6.0000	8.0000		4.25000	4.7395	2,11	-%29,7 ▼
15.02.2021	BNB/USDT	3	132.0000	164.0000	179.0000	224.0000	100.00000		3,89	%209,1 ▲
15.02.2021	FLM/USDT	2	0.5850	0.6500	1.2000		0.44000	0.4823	1,89	-%35,1 ▼
15.02.2021	GRT/USDT	4	2.2000	2.3000	2.4400	2.8000	1.80000		1,04	%18,2 ▲
16.02.2021	SXP/USDT	2	2.3650	2.8000	3.5000		1.70000	2.1769	1,83	-%15,9 ▼
16.02.2021	TRB/USDT	2	50.5000	55.0000	90.0000		35.00000	44.9210	1,00	-%22,1 ▼
16.02.2021	XRP/USDT	2	0.5500	0.7000			0.46000	0.4893	5,45	-%22,1 ▼
17.02.2021	LINK/USDT	5	32.4000	33.4000	34.5000	36.0000	30.00000		1,59	%15,4 ▲
20.02.2021	LTC/USDT	3	234.7000	280.0000	320.0000		211.00000	242.5226	1,72	%10,0 ▲
21.02.2021	BNB/USDT	3	253.0000	280.0000	350.0000	500.0000	200.00000		1,07	%32,0 ▲
22.02.2021	ETH/USDT	5	1698.0000	1790.0000	1880.0000	2050.0000	1540.00000		1,12	%27,1 ▲
24.02.2021	ETH/USDT	2	1613.0000	1750.0000	1785.0000		1280.00000	1580.7400	1,05	-%4,0 ▼
24.02.2021	LTC/USDT	4	183.0000	189.0000	200.0000	210.0000	172.00000	175.6800	1,11	-%16,0 ▼
24.02.2021	SXP/USDT	1	2.3450	2.5500	2.8000	3.8000	1.20000	2.2278	1,09	-%5,0 ▼
25.02.2021	BNB/USDT	3	249.0000	266.0000	275.0000	285.0000	228.00000	243.8720	1,41	-%6,2 ▼
25.02.2021	BTC/USDT	7	48700.0000	48100.0000	46500.0000	42180.0000	51000.00000		1,93	%31,6 ▲



1) DETAILED STATS OF TARGETS (T1, T2, T3 etc.)



2) TARGET DURATION vs PROFIT/LOSS SCATTER CHART

Targets ● MC ● SL ● T01 ● T02 ● T03 ● T04

