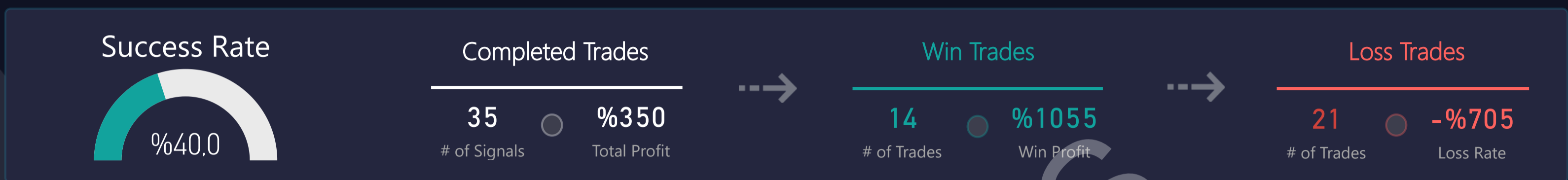




t.me/altsignals

# ALTSIGNALS BINANCE FUTURES VIP REPORT 2020 NOVEMBER



## WIN & LOSS CHART



## TOP WIN & LOSS TRADES

| Realization Date | Pair     | Final Profit | Duration (days) | Final Target |
|------------------|----------|--------------|-----------------|--------------|
| 20.11.2020       | BTC/USDT | %263,5       | 13,85           | T02          |
| 19.11.2020       | LTC/USDT | %197,4       | 10,93           | T01          |
| 8.11.2020        | RSR/USDT | %165,2       | 1,76            | T02          |
| 14.11.2020       | LTC/USDT | %84,9        | 5,44            | T01          |
| 9.11.2020        | BNB/USDT | %54,0        | 4,67            | T01          |

| Relization Date | Pair     | Total Loss | Duration (days) |
|-----------------|----------|------------|-----------------|
| 26.11.2020      | XRP/USDT | -%104,7    | 1,14            |
| 21.11.2020      | LTC/USDT | -%100,0    | 3,14            |
| 26.11.2020      | BTC/USDT | -%57,0     | 1,18            |
| 26.11.2020      | LTC/USDT | -%55,2     | 1,10            |
| 26.11.2020      | LTC/USDT | -%50,8     | 1,18            |

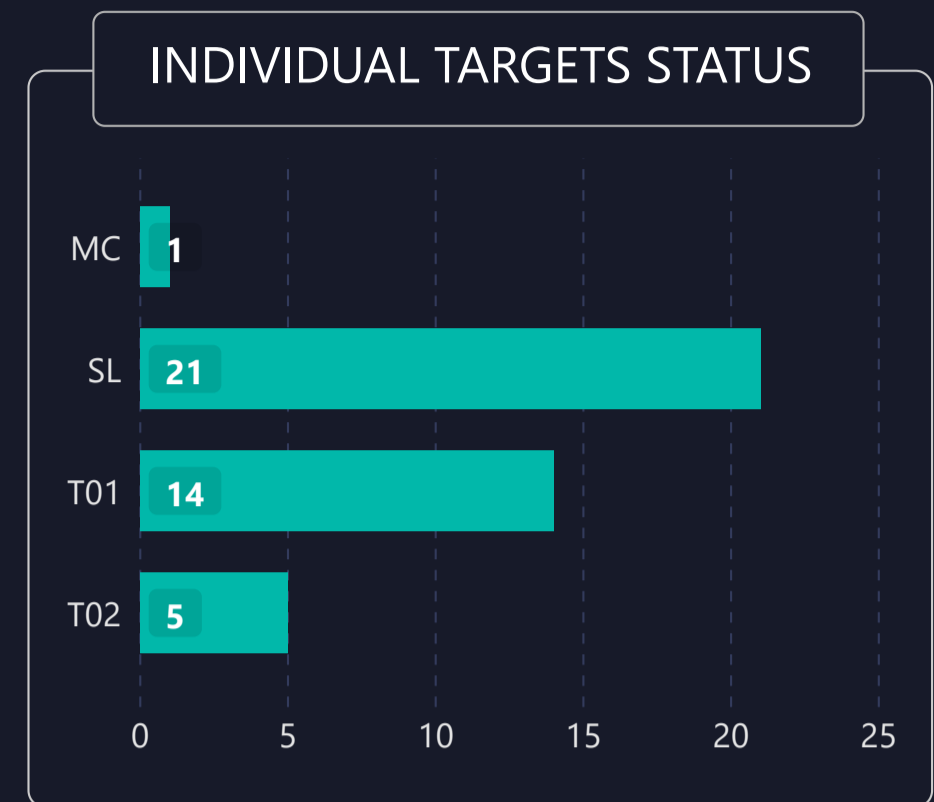
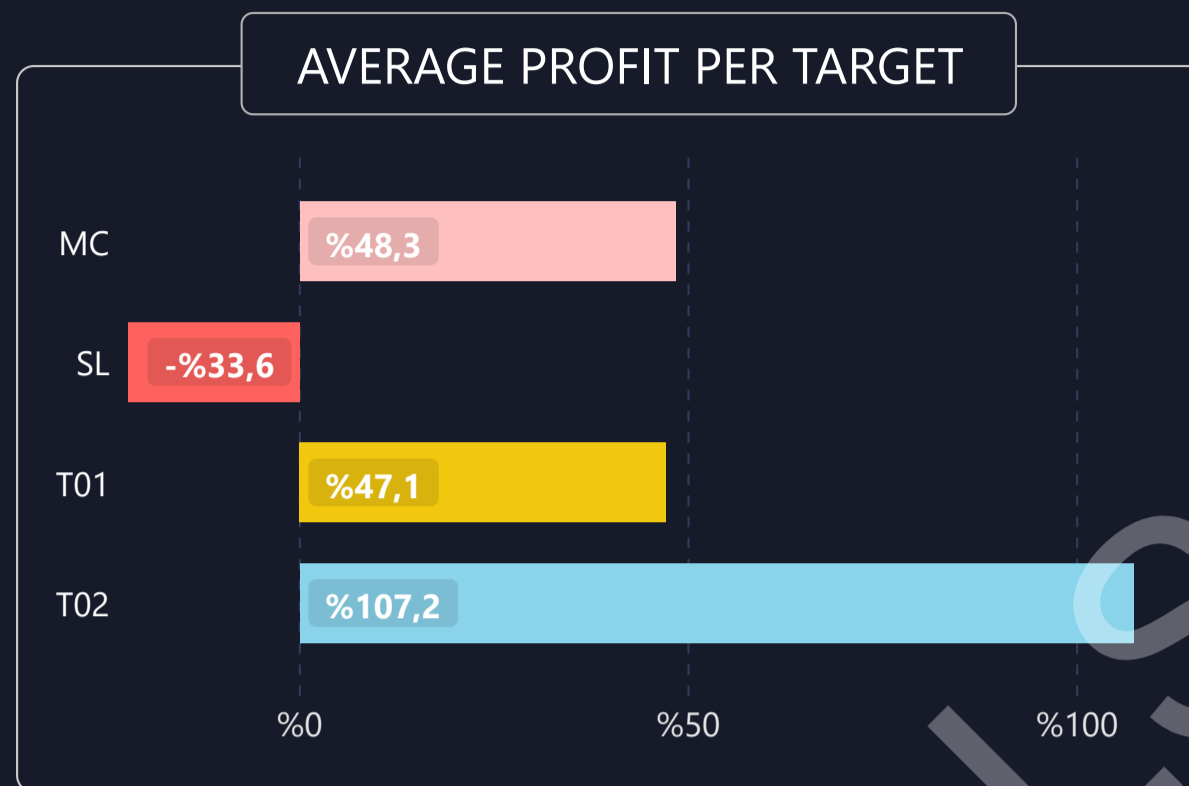
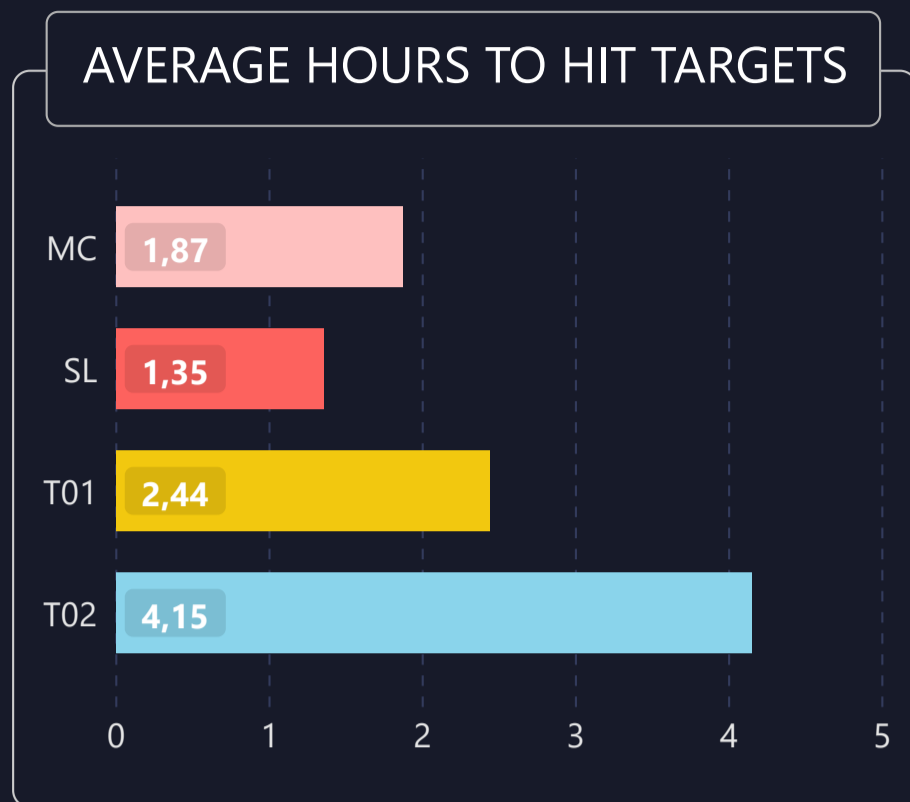


# LIST OF ALL TRADES

| Signal Date | Pair       | Leverage | Buy Rate   | Target 1   | Target 2   | Stop Loss   | Manual Close | Duration (Hours) | Final Profit/Loss |
|-------------|------------|----------|------------|------------|------------|-------------|--------------|------------------|-------------------|
| 31.10.2020  | RSR/USDT   | 10       | 0.0119     | 0.0116     | 0.0108     | 0.01200     | 0.0113       | 1,47             | %48,3 ▲           |
| 1.11.2020   | RSR/USDT   | 10       | 0.0108     | 0.0144     |            | 0.01050     |              | 2,38             | -%27,8 ▼          |
| 3.11.2020   | RSR/USDT   | 10       | 0.0098     | 0.0144     |            | 0.00969     |              | 2,29             | -%10,1 ▼          |
| 4.11.2020   | RSR/USDT   | 10       | 0.0107     | 0.0111     |            | 0.01055     |              | 1,04             | -%14,0 ▼          |
| 5.11.2020   | BNB/USDT   | 10       | 27.4000    | 28.8800    | 31.3000    | 25.60000    |              | 4,67             | %54,0 ▲           |
| 5.11.2020   | BTC/USDT   | 10       | 14755.0000 | 12160.0000 |            | 15050.00000 |              | 1,72             | -%20,0 ▼          |
| 6.11.2020   | BTC/USDT   | 10       | 15282.0000 | 13300.0000 |            | 15360.00000 |              | 1,02             | -%5,1 ▼           |
| 7.11.2020   | BTC/USDT   | 10       | 14800.0000 | 15590.0000 | 18700.0000 | 12000.00000 |              | 7,90             | %263,5 ▲          |
| 7.11.2020   | ENJ/USDT   | 10       | 0.1250     | 0.1277     | 0.1317     | 0.10700     |              | 1,99             | %53,6 ▲           |
| 7.11.2020   | RSR/USDT   | 10       | 0.0120     | 0.0128     | 0.0140     | 0.00940     |              | 1,46             | %165,2 ▲          |
| 9.11.2020   | LTC/USDT   | 10       | 60.6500    | 65.8000    |            | 50.00000    |              | 5,44             | %84,9 ▲           |
| 9.11.2020   | LTC/USDT   | 10       | 61.8000    | 74.0000    |            | 50.00000    |              | 10,93            | %197,4 ▲          |
| 19.11.2020  | LTC/USDT   | 10       | 80.0000    | 70.0000    |            | 88.00000    |              | 3,14             | -%100,0 ▼         |
| 20.11.2020  | LTC/USDT   | 10       | 83.3000    | 80.7000    |            | 84.10000    |              | 1,22             | %31,2 ▲           |
| 24.11.2020  | BTC/USDT   | 10       | 18975.0000 | 16600.0000 |            | 19165.00000 |              | 1,02             | -%10,0 ▼          |
| 24.11.2020  | XRP/USDT   | 10       | 0.6249     | 0.4700     |            | 0.63220     |              | 1,19             | -%11,8 ▼          |
| 25.11.2020  | BTC/USDT   | 10       | 18870.0000 | 24000.0000 |            | 18600.00000 |              | 1,10             | -%14,3 ▼          |
| 25.11.2020  | LTC/USDT   | 10       | 83.4000    | 120.0000   |            | 78.80000    |              | 1,10             | -%55,2 ▼          |
| 26.11.2020  | BTC/USDT   | 10       | 18600.0000 | 24000.0000 |            | 17540.00000 |              | 1,18             | -%57,0 ▼          |
| 26.11.2020  | LTC/USDT   | 10       | 80.0700    | 120.0000   |            | 76.00000    |              | 1,18             | -%50,8 ▼          |
| 26.11.2020  | XRP/USDT   | 10       | 0.5685     | 0.7700     |            | 0.50900     |              | 1,14             | -%104,7 ▼         |
| 26.11.2020  | XRP/USDT   | 10       | 0.5941     | 0.7700     |            | 0.56430     |              | 1,17             | -%50,2 ▼          |
| 27.11.2020  | LTC/USDT   | 10       | 68.9000    | 90.0000    |            | 66.50000    |              | 1,18             | -%34,8 ▼          |
| 27.11.2020  | RSR/USDT   | 10       | 0.0186     | 0.0250     |            | 0.01779     |              | 1,18             | -%41,0 ▼          |
| 27.11.2020  | XRP/USDT   | 10       | 0.5410     | 0.7500     |            | 0.52160     |              | 1,03             | -%35,9 ▼          |
| 28.11.2020  | BTC/USDT   | 10       | 17150.0000 | 15850.0000 |            | 17320.00000 |              | 1,11             | -%9,9 ▼           |
| 28.11.2020  | ETH/USDT   | 5        | 518.0000   | 485.0000   |            | 521.50000   |              | 1,05             | -%3,4 ▼           |
| 29.11.2020  | XRP/USDT   | 5        | 0.6000     | 0.6090     | 0.6140     | 0.56800     |              | 1,22             | %11,7 ▲           |
| 30.11.2020  | BAND/USDT  | 20       | 6.2100     | 6.2531     |            | 6.09252     |              | 1,01             | %13,9 ▲           |
| 30.11.2020  | BTC/USDT   | 10       | 18135.0000 | 17120.0000 |            | 18520.00000 |              | 1,15             | -%21,2 ▼          |
| 30.11.2020  | BTC/USDT   | 20       | 18345.0000 | 18120.0000 |            | 18605.00000 |              | 1,06             | -%28,3 ▼          |
| 30.11.2020  | BTC/USDT   | 15       | 19740.0000 | 19330.0000 |            | 20700.00000 |              | 1,07             | %31,2 ▲           |
| 30.11.2020  | LINK/USDT  | 20       | 13.8800    | 14.1000    |            | 13.28000    |              | 1,12             | %31,7 ▲           |
| 30.11.2020  | STORJ/USDT | 20       | 0.3390     | 0.3435     |            | 0.32950     |              | 1,10             | %26,5 ▲           |
| 30.11.2020  | YFI/USDT   | 20       | 25980.0000 | 26245.0000 | 26526.0000 | 25576.00000 |              | 1,04             | %42,0 ▲           |



# 1) DETAILED STATS OF TARGETS (T1, T2, T3 etc.)



# 2) TARGET DURATION vs PROFIT/LOSS SCATTER CHART

Targets ● MC ● SL ● T01 ● T02

