
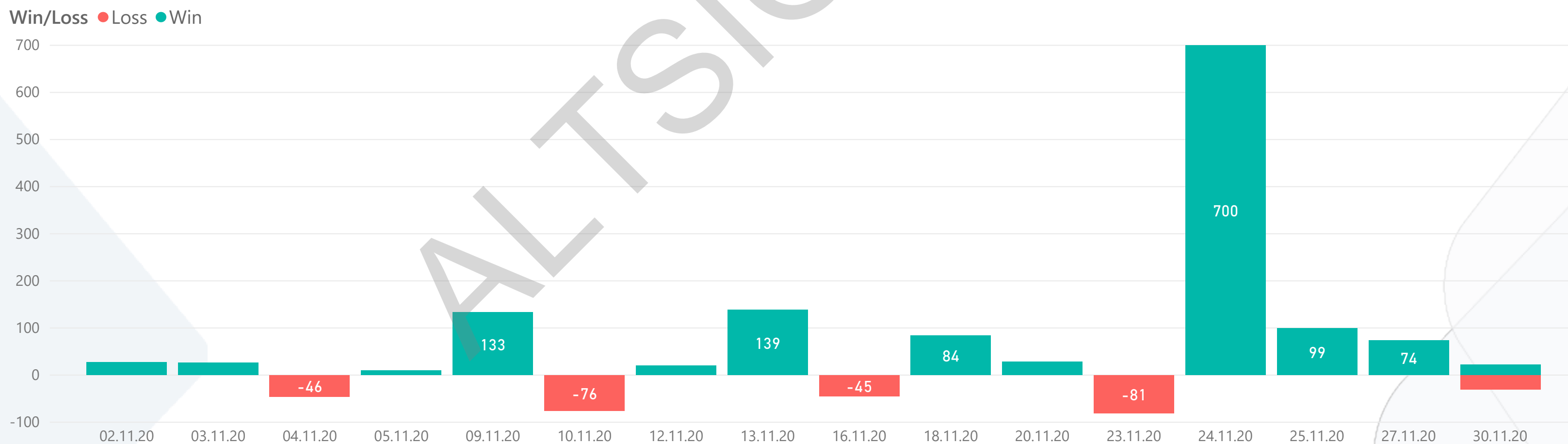


ALTFX REPORT 2020 NOVEMBER

~TOTAL PIPS~
1084



1) WIN & LOSS CHART



2) TOP WIN & LOSS TRADES

Date	Pair	Buy Rate	Sell Rate	+ Pips	Dur. (hours)
24.11.2020	US30/USD	29400.0000	30100.00	700	25,4
9.11.2020	EUR/CAD	1.5463	1.53300	133	5,2
13.11.2020	GBP/JPY	138.770	137.50000	117	13,2
27.11.2020	GBP/NZD	1.8996	1.89260	70	2,6
25.11.2020	GBP/NZD	1.9135	1.91900	55	16,8

Date	Pair	Buy Rate	Sell Rate	- Pips	Dur. (hours)
10.11.2020	EUR/CAD	1.5353	1.54040	-51	4,4
23.11.2020	NZD/USD	0.6959	0.69	-47	-0,3
4.11.2020	CAD/JPY	79.140	79.60000	-46	8,8
16.11.2020	GBP/JPY	137.780	138.23000	-45	2,0
23.11.2020	USD/CHF	0.9084	0.91180	-34	3,3

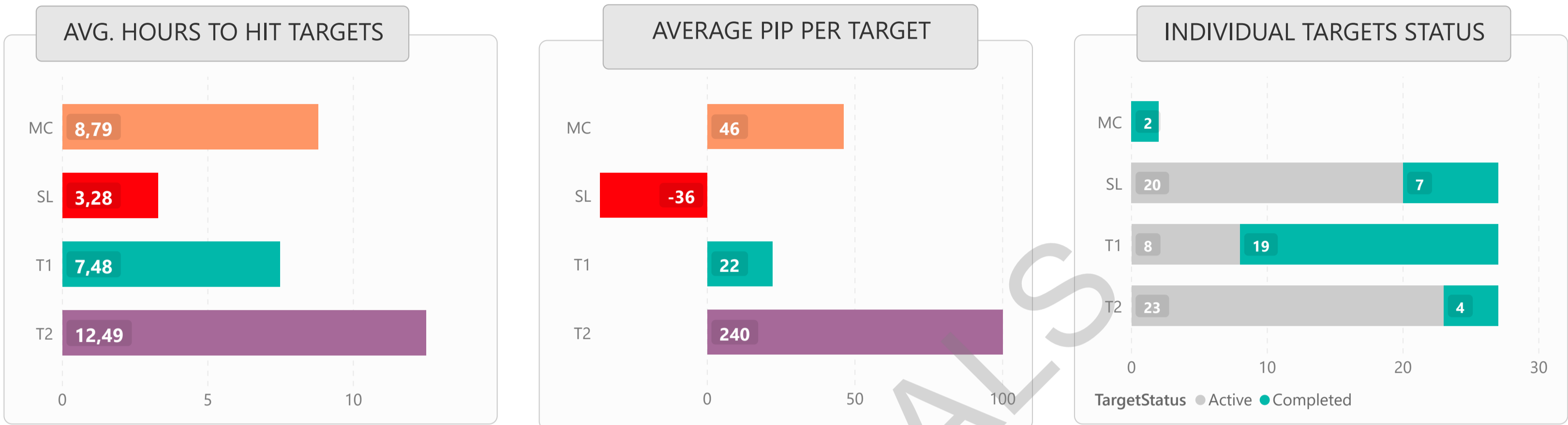


LIST OF ALL TRADES

Signal Date	Currency	Long/Short	Buy Rate	T1 Rate	T2 Rate	SL Rate	Manual Close	Pips	Dur. (Hours)
2.11.2020	AUD/CAD	Short	0.9359	0.9332	0.9230	0.9400		27	5,7
3.11.2020	EUR/CAD	Short	1.5406	1.5380	1.5260	1.5548		26	1,1
4.11.2020	CAD/JPY	Short	79.140	78.880	77.800	79.600		-46	8,8
5.11.2020	EUR/USD	Short	1.1830	1.1820	1.1700	1.1892		10	1,3
9.11.2020	EUR/CAD	Short	1.5463	1.5443	1.5330	1.5508		133	5,2
10.11.2020	EUR/USD	Short	1.1797	1.1776	1.1680	1.1846	1.1822	-25	4,4
10.11.2020	EUR/CAD	Short	1.5353	1.5330	1.5230	1.5404		-51	4,4
12.11.2020	AUD/CAD	Long	0.9510	0.9530	0.9630	0.9464		20	3,9
12.11.2020	GBP/JPY	Short	138.770	138.550	137.500	139.230	137.600	117	13,2
13.11.2020	USD/CHF	Short	0.9132	0.9110	0.9010	0.9178		22	3,4
16.11.2020	GBP/JPY	Short	137.780	137.560	136.500	138.230		-45	2,0
16.11.2020	NZD/CHF	Long	0.6288	0.6310	0.6410	0.6235		22	46,8
18.11.2020	EUR/JPY	Short	123.320	123.100	122.100	123.820		22	4,2
18.11.2020	AUD/USD	Long	0.7304	0.7324	0.7440	0.7256		20	1,1
18.11.2020	NZD/USD	Long	0.6925	0.6945	0.7050	0.6878		20	3,2
20.11.2020	EUR/NZD	Short	1.7098	1.7070	1.6960	1.7136		28	4,3
23.11.2020	USD/CHF	Short	0.9084	0.9060	0.8980	0.9118		-34	3,3
23.11.2020	NZD/USD	Long	0.6959	0.6978	0.7080	0.6912		-47	-0,3
23.11.2020	US30/USD	Long	29400.0000	29450.0000	30100.0000	29222.0000		700	25,4
24.11.2020	GBP/NZD	Long	1.9135	1.9155	1.9190	1.9077		55	16,8
25.11.2020	AUD/JPY	Short	76.680	76.460	75.300	77.140		22	4,0
25.11.2020	NZD/CHF	Long	0.6364	0.6368	0.6490	0.6318		4	49,7
25.11.2020	NZD/CAD	Long	0.9093	0.9115	0.9205	0.9046		22	4,1
27.11.2020	GBP/NZD	Short	1.8996	1.8976	1.8926	1.9057		70	2,6
30.11.2020	EUR/JPY	Short	124.585	124.385	123.900	124.690		-11	1,6
30.11.2020	NZD/CHF	Short	0.6341	0.6320	0.6210	0.6361		-20	3,2
30.11.2020	USD/CAD	Short	1.2962	1.2940	1.2830	1.3012		22	5,8



1) DETAILED STATS OF TARGETS (T1, T2, T3 etc.)



2) TARGET DURATION vs PROFIT/LOSS SCATTER CHART

