

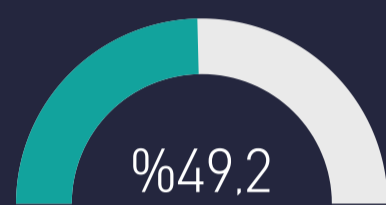


t.me/altsignals

ALTSIGNALS BINANCE FUTURES VIP REPORT 2020 OCTOBER

~TOTAL PROFIT~
%202

Success Rate



Completed Trades

65 # of Signals
%202 Total Profit

Win Trades

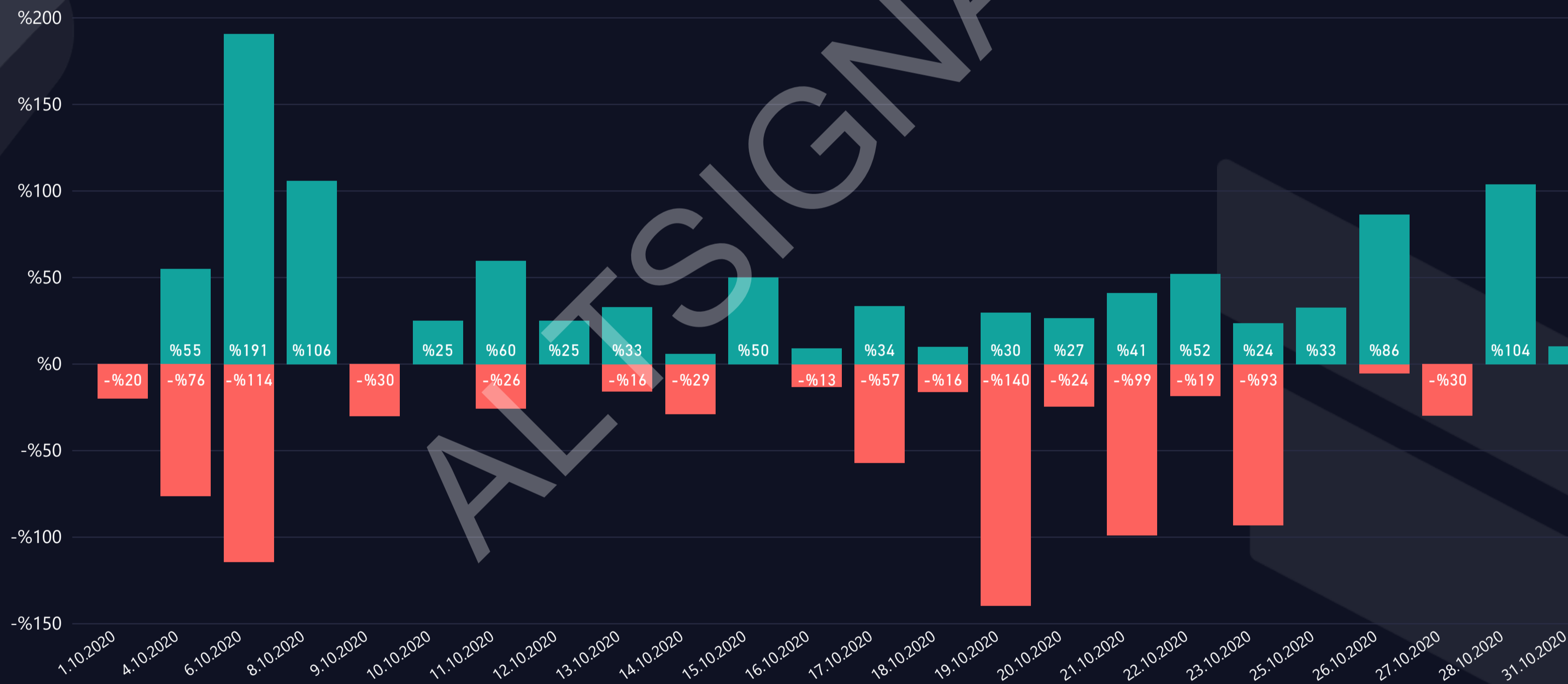
32 # of Trades
%1009 Win Profit

Loss Trades

33 # of Trades
-%807 Loss Rate

WIN & LOSS CHART

Win/Loss ● Loss ● Win



TOP WIN & LOSS TRADES

Signal Date	Pair	Final Profit	Duration (days)	Final Target
7.10.2020	YFI/USDT	%105,9	1,45	T02
6.10.2020	FLM/USDT	%97,3	1,18	T02
4.10.2020	THETA/USDT	%93,3	3,23	T02
3.10.2020	ATOM/USDT	%54,9	1,89	T01
15.10.2020	BCH/USDT	%50,0	1,03	MC

Signal Date	Pair	Total Loss	Duration (days)
22.10.2020	XRP/USDT	-%82,9	1,48
19.10.2020	THETA/USDT	-%80,0	1,05
4.10.2020	YFI/USDT	-%76,2	1,24
3.10.2020	COMP/USDT	-%69,4	3,46
21.10.2020	BTC/USDT	-%63,6	1,07



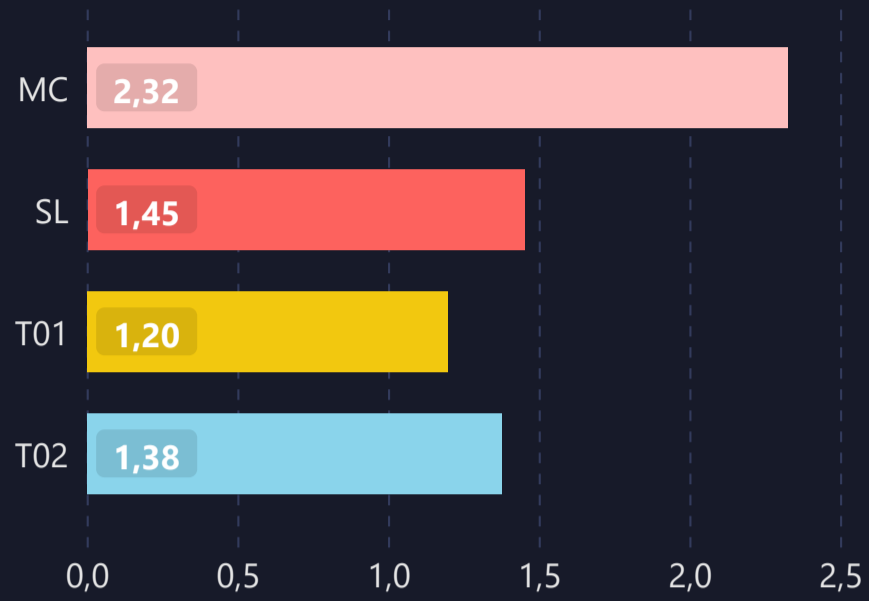
LIST OF ALL TRADES

Signal Date	Pair	Leverage	Buy Rate	Target 1	Target 2	Stop Loss	Manual Close	Duration (Hours)	Final Profit/Loss
28.09.2020	BCH/USDT	10	230.0000	190.0000	120.0000	250.00000	223.1000	12,81	-%30,0 ▼
1.10.2020	YFI/USDT	10	24400.0000	25480.0000	26700.0000	23050.00000	23912.0000	1,08	-%20,0 ▼
3.10.2020	ATOM/USDT	10	5.1000	5.3800	5.6000	4.80000		1,89	%54,9 ▲
3.10.2020	COMP/USDT	10	124.0000	129.0000	140.0000	115.40000		3,46	-%69,4 ▼
3.10.2020	NEO/USDT	10	17.8300	18.5503	19.6843	16.35780	17.0277	3,89	-%45,0 ▼
4.10.2020	THETA/USDT	10	0.7500	0.7080	0.6800	0.81000		3,02	%93,3 ▲
4.10.2020	YFI/USDT	10	18240.0000	19200.0000	20900.0000	16850.00000		1,24	-%76,2 ▼
6.10.2020	FLM/USDT	10	3390.0000	3200.0000	3060.0000	3680.00000		1,17	%97,3 ▲
7.10.2020	YFI/USDT	10	14750.0000	13995.0000	13188.0000	15870.00000		1,38	%105,9 ▲
10.10.2020	ADA/USDT	10	0.1067	0.1104	0.1250	0.10600	0.1069	1,04	%2,2 ▲
10.10.2020	ADA/USDT	10	0.1080	0.1145	0.1220	0.10105	0.1107	1,03	%25,0 ▲
10.10.2020	ADA/USDT	10	0.1082	0.1105	0.1220	0.10730		1,02	-%8,3 ▼
10.10.2020	SNX/USDT	10	4.4200	4.0900	3.9000	4.64000	4.2786	1,16	%32,0 ▲
11.10.2020	ADA/USDT	10	0.1045	0.1104	0.1250	0.10377		1,00	-%7,0 ▼
11.10.2020	ADA/USDT	10	0.1051	0.1104	0.1250	0.10400		1,00	-%10,5 ▼
11.10.2020	ADA/USDT	10	0.1066	0.1104	0.1250	0.10600	0.1067	1,01	%1,0 ▲
12.10.2020	ADA/USDT	10	0.1045	0.1071	0.1519	0.10377		0,09	%24,4 ▲
12.10.2020	DEFI/USDT	10	540.0000	564.8000	615.0000	525.00000	553.5000	1,12	%25,0 ▲
13.10.2020	LTC/USDT	10	50.3000	54.9500	58.6000	49.80000		1,28	-%9,9 ▼
13.10.2020	LTC/USDT	10	51.3000	54.9500	58.6000	51.00000		1,05	-%5,8 ▼
13.10.2020	YFI/USDT	10	16400.0000	15600.0000	14800.0000	17450.00000	16072.0000	1,13	%20,0 ▲
13.10.2020	ZEC/USDT	10	70.5000	68.0000	65.0000	72.40000	69.5835	1,21	%13,0 ▲
14.10.2020	LTC/USDT	10	48.5000	51.0000	60.0000	48.25000		2,57	-%5,2 ▼
14.10.2020	LTC/USDT	10	50.4900	50.1900	31.5000	51.02000		1,28	%5,9 ▲
14.10.2020	LTC/USDT	10	50.5900	50.2800	44.0000	51.02000		1,02	-%8,5 ▼
14.10.2020	TOMO/USDT	10	0.7840	0.7700	0.7550	0.80000		1,09	-%20,4 ▼
15.10.2020	BCH/USDT	50	260.5000	256.0000	246.0000	266.00000	257.8950	1,03	%50,0 ▲
15.10.2020	ETH/USDT	5	379.0000	326.0000		400.00000	367.6300	2,85	%15,0 ▲
16.10.2020	ADA/USDT	10	0.1065	0.1073		0.10600		1,07	-%4,7 ▼
16.10.2020	BTC/USDT	10	11263.0000	11541.0000		11226.00000		1,00	-%3,3 ▼
16.10.2020	LINK/USDT	10	10.6750	10.9000	11.2000	10.14000	10.4081	1,46	-%25,0 ▼
16.10.2020	LTC/USDT	10	49.4500	49.9000		49.30000		1,14	%9,1 ▲
17.10.2020	LTC/USDT	10	46.6000	45.5000	42.8000	47.35000		1,60	-%16,1 ▼
17.10.2020	THETA/USDT	10	0.6465	0.6580	0.6750	0.61500	0.6258	1,21	-%32,0 ▼
17.10.2020	TRB/USDT	25	23.0750	22.5000	21.8000	23.60000	22.9836	1,02	%9,9 ▲
17.10.2020	WAVES/USDT	10	3.0166	2.9605	2.8840	3.15100		1,14	%18,6 ▲
18.10.2020	BTC/USDT	5	11385.0000	10760.0000	8420.0000	11800.00000		2,44	-%18,2 ▼
18.10.2020	BTC/USDT	5	11530.0000	10760.0000	8420.0000	11800.00000		2,37	-%11,7 ▼
18.10.2020	BTC/USDT	5	11686.0000	10760.0000	8420.0000	11800.00000		2,37	-%4,9 ▼
19.10.2020	ONT/USDT	10	0.5705	0.5750	0.5895	0.56150		1,23	-%15,8 ▼
19.10.2020	THETA/USDT	50	0.6350	0.6265	0.6197	0.64620	0.6452	1,05	-%80,0 ▼
19.10.2020	VET/USDT	10	0.0117	0.0119	0.0120	0.01162		1,02	-%9,0 ▼
19.10.2020	XMR/USDT	10	124.3000	125.5000	128.0000	122.60000		1,01	%29,8 ▲
20.10.2020	ATOM/USDT	10	5.3100	5.3500	5.4200	5.18000		1,13	-%24,5 ▼
20.10.2020	BTC/USDT	125	11780.0000	11755.0000	11715.0000	11860.00000		1,01	%26,5 ▲
20.10.2020	BTC/USDT	10	12440.0000	12315.0000	11350.0000	12550.00000		1,79	-%8,8 ▼
21.10.2020	BTC/USDT	50	12195.0000	12100.0000	11930.0000	12350.00000		1,07	-%63,6 ▼
21.10.2020	ETH/USDT	10	378.0000	376.0000	365.0000	388.00000		1,17	-%26,5 ▼
21.10.2020	VET/USDT	10	0.0113	0.0115	0.0118	0.01115		1,22	%15,9 ▲
21.10.2020	YFII/USDT	10	1825.0000	1790.0000	1750.0000	1870.00000		1,10	%41,1 ▲
22.10.2020	BLZ/USDT	10	0.0840	0.0830	0.0821	0.08556		1,11	-%18,6 ▼
22.10.2020	LTC/USDT	20	54.9000	54.2500	52.4000	56.10000		1,30	%23,7 ▲
22.10.2020	RSR/USDT	10	0.0144	0.0146	0.0149	0.01405		1,01	%36,2 ▲
22.10.2020	XRP/USDT	15	0.2625	0.2700	0.2900	0.24800		1,48	-%82,9 ▼
22.10.2020	ZRX/USDT	5	0.3880	0.4300	0.5300	0.38000		1,47	-%10,3 ▼
25.10.2020	BNB/USDT	10	30.7820	39.6000	50.0000	28.40000	31.8000	3,90	%33,1 ▲
25.10.2020	LTC/USDT	10	58.3700	120.0000	150.0000	53.00000	60.5000	3,90	%36,5 ▲
25.10.2020	RSR/USDT	20	0.0160	0.0160	0.0162	0.01556		1,00	%32,6 ▲
26.10.2020	BTC/USDT	50	13065.0000	13120.0000	13200.0000	12940.00000	13169.5200	1,09	%40,0 ▲
26.10.2020	FIL/USDT	30	32.4500	32.2800	32.1500	32.70000		1,01	%27,7 ▲
26.10.2020	KSM/USDT	30	32.2500	32.0500	31.8500	32.58000		1,00	%18,6 ▲
26.10.2020	TRX/USDT	15	0.0273	0.0280	0.0284	0.02718		1,06	-%5,5 ▼
27.10.2020	BTC/USDT	50	13420.0000	13330.0000	13200.0000	13500.00000		1,02	-%29,8 ▼
28.10.2020	BTC/USDT	10	13910.0000	11350.0000	9000.0000	14350.00000	13766.0000	4,70	%10,4 ▲
28.10.2020	RSR/USDT	10	0.0146	0.0177	0.0300	0.01415	0.0151	1,09	%34,2 ▲

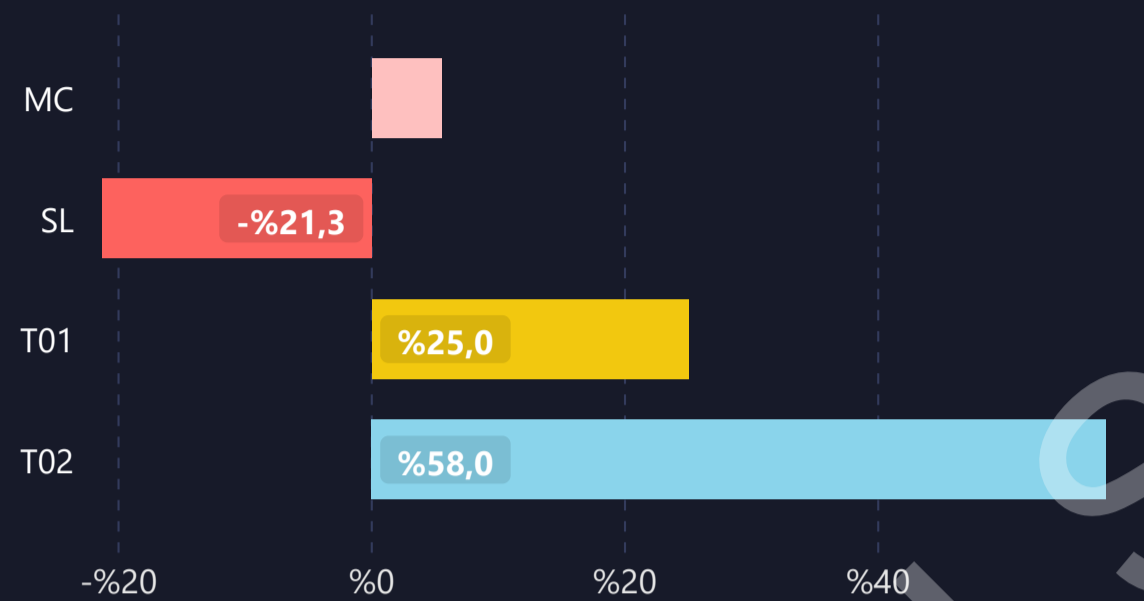


1) DETAILED STATS OF TARGETS (T1, T2, T3 etc.)

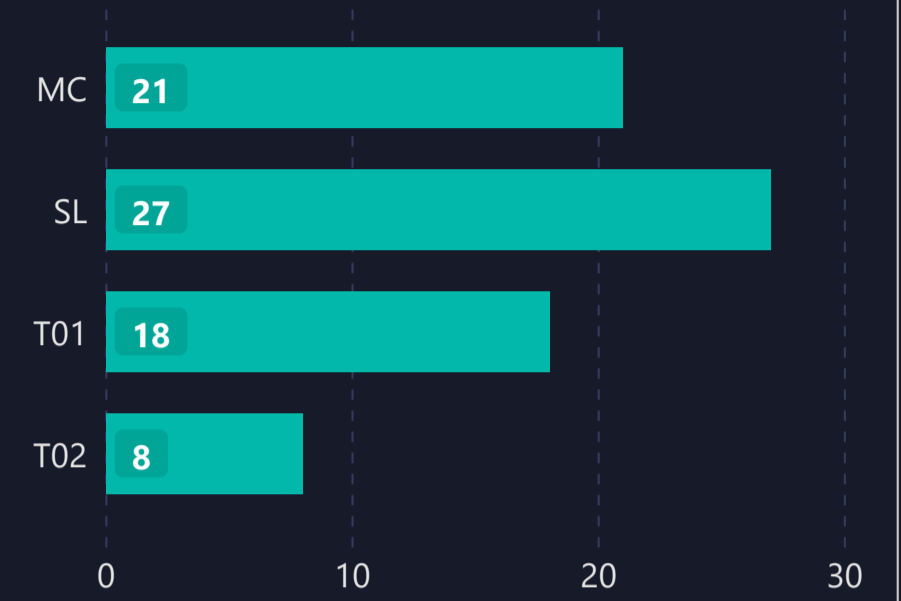
AVERAGE HOURS TO HIT TARGETS



AVERAGE PROFIT PER TARGET



INDIVIDUAL TARGETS STATUS



2) TARGET DURATION vs PROFIT/LOSS SCATTER CHART

Targets ● MC ● SL ● T01 ● T02

