


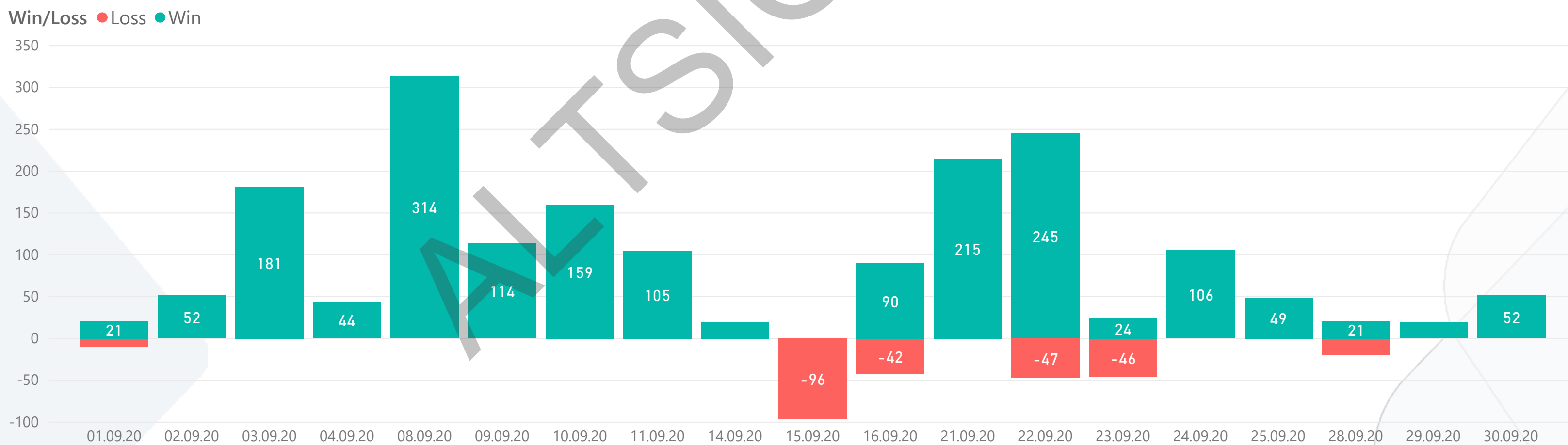


ALTFX REPORT 2020 SEPTEMBER

TOTAL PIPS
1570



1) WIN & LOSS CHART



2) TOP WIN & LOSS TRADES

Signal Date	Pair	Buy Rate	Sell Rate	+ Pips	Dur. (hours)
18.09.2020	XTI/USD	40.8000	38.30	215	74,8
7.09.2020	GBP/JPY	140.480	139.20000	128	25,1
18.09.2020	AUD/JPY	76.350	75.12000	123	94,9
21.09.2020	USD/CAD	1.3218	1.33400	122	23,2
8.09.2020	GBP/CHF	1.2034	1.19180	116	9,5

Signal Date	Pair	Buy Rate	Sell Rate	- Pips	Dur. (hours)
15.09.2020	GBP/NZD	1.9200	1.91519	-48	1,9
14.09.2020	USD/CAD	1.3190	1.31420	-48	19,2
22.09.2020	GBP/JPY	133.750	134.22000	-47	3,4
23.09.2020	GBP/CHF	1.1698	1.17440	-46	5,0
16.09.2020	AUD/USD	0.7326	0.73	-34	10,7

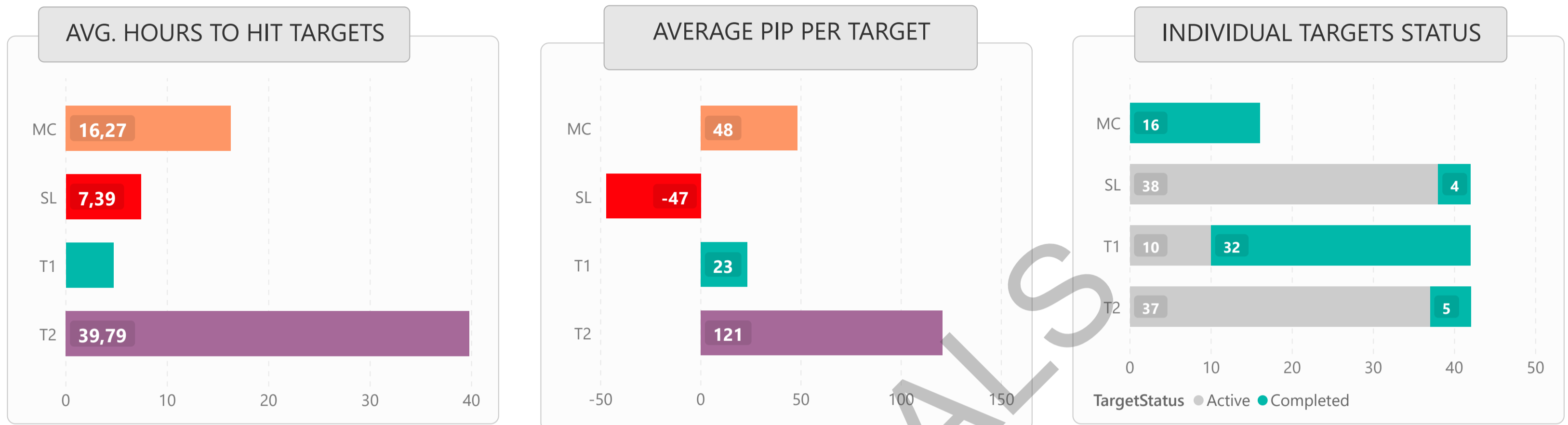


LIST OF ALL TRADES

Signal Date	Currency	Long/Short	Buy Rate	T1 Rate	T2 Rate	T3 Rate	SL Rate	Manual Close	Pips	Dur. (Hours)
1.09.2020	CAD/JPY	Long	81.330	81.550	82.500		80.820	81.230	-10	4,2
1.09.2020	NZD/USD	Long	0.6764	0.6784	0.6880		0.6716		20	17,2
1.09.2020	NZD/JPY	Long	71.640	71.850	72.800		71.060		21	1,4
2.09.2020	AUD/USD	Short	0.7348	0.7326	0.7220		0.7396	0.7278	70	26,6
2.09.2020	USD/JPY	Long	106.130	106.340	107.300		105.650	106.230	10	10,5
2.09.2020	EUR/USD	Short	1.1867	1.1845	1.1740		1.1916		22	2,9
3.09.2020	AUD/CHF	Short	0.6661	0.6640	0.6530		0.6714	0.6620	41	6,8
3.09.2020	USD/CAD	Long	1.3089	1.3116	1.3204		1.3040	1.3159	70	5,5
4.09.2020	CAD/JPY	Long	81.070	81.260	82.300		80.550		19	3,8
4.09.2020	AUD/CAD	Short	0.9527	0.9502	0.9405		0.9578		25	1,6
7.09.2020	CHF/JPY	Short	116.340	116.140	115.200		116.850		114	46,3
7.09.2020	GBP/JPY	Short	140.480	140.200	139.200		140.920		128	25,1
8.09.2020	GBP/NZD	Short	1.9619	1.9600	1.9510		1.9683	1.9549	70	2,1
8.09.2020	GBP/CHF	Short	1.2034	1.2010	1.1918		1.2085		116	9,5
9.09.2020	EUR/CHF	Short	1.0801	1.0780	1.0680		1.0852	1.0751	50	22,7
10.09.2020	EUR/AUD	Long	1.6271	1.6292	1.6390		1.6218		21	3,4
10.09.2020	EUR/CAD	Long	1.5570	1.5592	1.5685		1.5519	1.5658	88	5,2
11.09.2020	AUD/CAD	Long	0.9599	0.9622	0.9720		0.9546	0.9604	5	6,3
11.09.2020	GBP/AUD	Short	1.7600	1.7578	1.7480		1.7658	1.7500	100	0,6
14.09.2020	NZD/CAD	Long	0.8819	0.8844	0.8930		0.8772	0.8889	70	49,9
14.09.2020	USD/CAD	Long	1.3190	1.3210	1.3310		1.3142		-48	19,2
14.09.2020	GBP/USD	Long	1.2895	1.2915	1.3050		1.2832		20	0,6
15.09.2020	AUD/USD	Long	0.7323	0.7343	0.7450		0.7260		20	26,4
15.09.2020	GBP/NZD	Long	1.9200	1.9220	1.9380		1.9152		-48	1,9
16.09.2020	AUD/USD	Long	0.7326	0.7350	0.7450		0.7276	0.7292	-34	10,7
16.09.2020	AUD/CAD	Long	0.9651	0.9672	0.9770		0.9598	0.9643	-8	7,0
18.09.2020	AUD/JPY	Short	76.350	76.050	75.120		76.820		123	94,9
18.09.2020	XTI/USD	Short	40.8000	40.5000	38.3000		41.4000	38.6500	215	74,8
21.09.2020	USD/CAD	Long	1.3218	1.3239	1.3340		1.3161		122	23,2
22.09.2020	CHF/JPY	Short	114.240	114.000	112.900		114.660		24	21,8
22.09.2020	GBP/JPY	Short	133.750	133.500	132.500		134.220		-47	3,4
23.09.2020	GBP/CHF	Short	1.1698	1.1670	1.1550		1.1744		-46	5,0
23.09.2020	USD/CHF	Long	0.9206	0.9230	0.9330		0.9157	0.9261	55	25,0
24.09.2020	EUR/USD	Short	1.1655	1.1630	1.1540		1.1707		25	3,5
24.09.2020	USD/CHF	Long	0.9249	0.9275	0.9370		0.9198		26	5,4
25.09.2020	USD/JPY	Long	105.410	105.700	106.600		104.910		29	5,4
25.09.2020	USD/CHF	Long	0.9275	0.9295	0.9390		0.9218		20	4,7
28.09.2020	USD/CAD	Long	1.3392	1.3420	1.3510		1.3346	1.3372	-20	2,4
28.09.2020	EUR/NZD	Long	1.7769	1.7790	1.7888		1.7718		21	0,1
29.09.2020	GBP/USD	Long	1.2871	1.2890	1.3000		1.2822		19	5,5
30.09.2020	AUD/JPY	Long	75.180	75.500	76.600		74.800		32	4,9
30.09.2020	USD/CHF	Long	0.9217	0.9237	0.9350		0.9175		20	3,4



1) DETAILED STATS OF TARGETS (T1, T2, T3 etc.)



2) TARGET DURATION vs PROFIT/LOSS SCATTER CHART

