



t.me/altsignals

ALTSIGNALS BINANCE FUTURES VIP REPORT 2020 AUGUST



Success Rate

%47.7

Completed Trades

44 # of Signals

%309 Total Profit

Win Trades

21 # of Trades

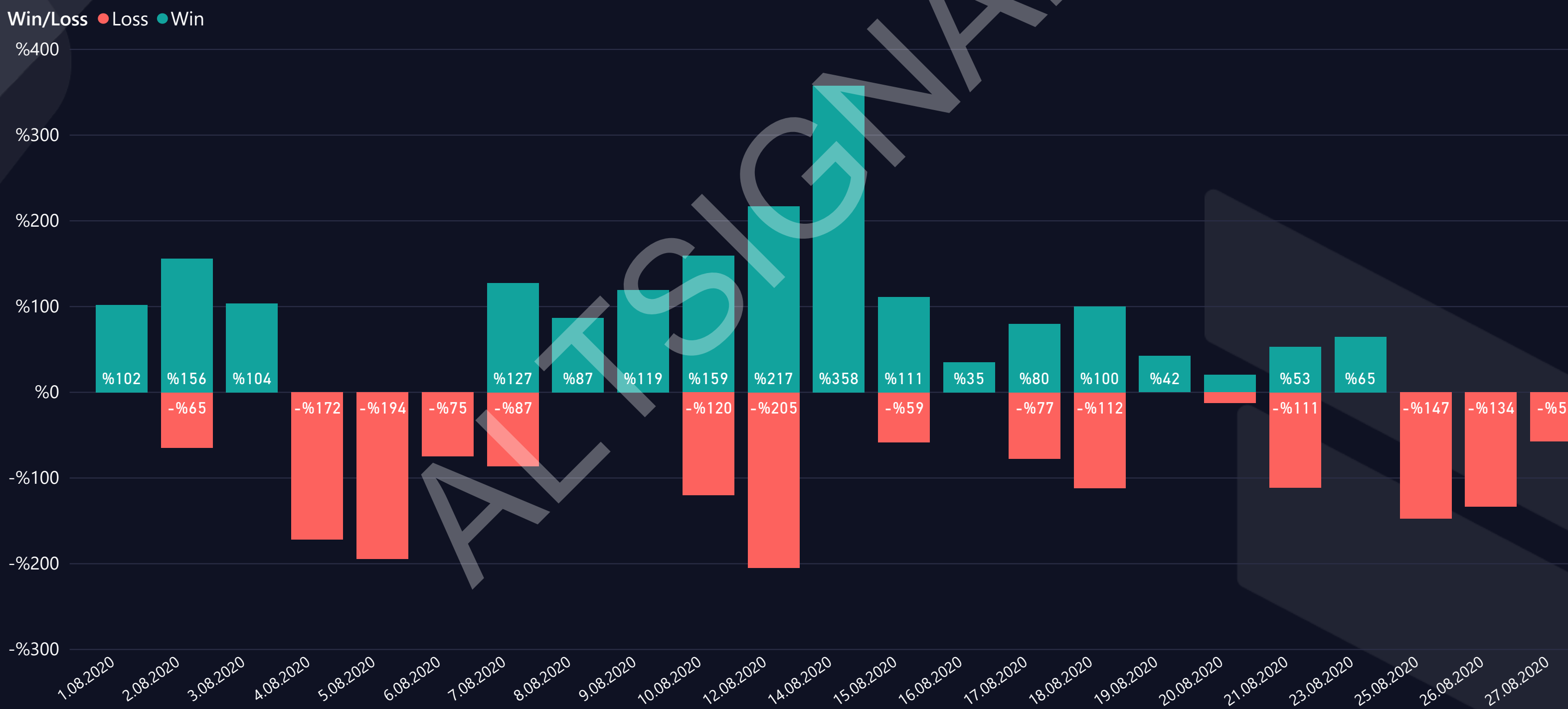
%1935 Win Profit

Loss Trades

23 # of Trades

-%1626 Loss Rate

WIN & LOSS CHART



TOP WIN & LOSS TRADES

Signal Date	Pair	Final Profit	Duration (days)	Final Target
13.08.2020	LTC/USDT	%236,3	0,33	T01
2.08.2020	BTC/USDT	%155,8	0,06	MC
6.08.2020	SXP/USDT	%127,4	0,02	T02
14.08.2020	XRP/USDT	%121,5	0,04	T01
12.08.2020	OMG/USDT	%121,0	0,52	T01

Signal Date	Pair	Total Loss	Duration (days)
12.08.2020	COMP/USDT	-%146,7	0,01
18.08.2020	ONT/USDT	-%111,7	0,13
5.08.2020	ATOM/USDT	-%101,6	0,09
5.08.2020	XTZ/USDT	-%92,7	0,13
4.08.2020	QTUM/USDT	-%89,3	0,06



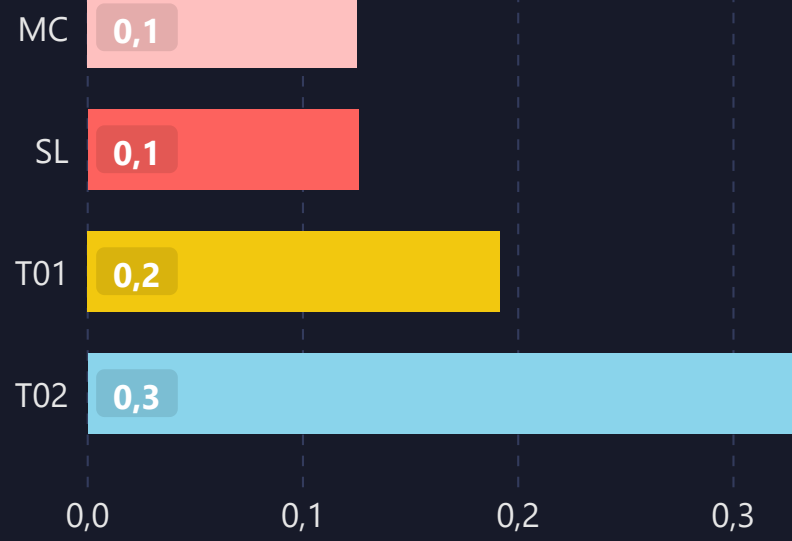
LIST OF ALL TRADES

Signal Date	Pair	Leverage	Buy Rate	Target 1	Target 2	Target 3	Target 4	Stop Loss	Manual Close	Duration (Hours)	Final Profit/Loss
1.08.2020	COMP/USDT	10	139.0000	145.0000	156.0000			130.0000		1,18	-%64,7 ▼
1.08.2020	ZEC/USDT	50	88.2000	89.2000	90.0000			86.4000		0,02	%102,0 ▲
2.08.2020	BTC/USDT	125	11785.0000	11900.0000	12000.0000			10675.0000	11931.8800	0,05	%155,8 ▲
3.08.2020	BAT/USDT	50	0.2505	0.2530	0.2565			0.2450		0,01	%49,9 ▲
3.08.2020	OMG/USDT	50	1.5790	1.5960	1.6165			1.5470		0,12	%53,8 ▲
4.08.2020	BTC/USDT	125	11375.0000	11460.0000	11520.0000			11300.0000		0,07	-%82,4 ▼
4.08.2020	QTUM/USDT	50	2.8000	2.7700	2.7380			2.8500		0,06	-%89,3 ▼
5.08.2020	ATOM/USDT	50	4.1850	4.2450	4.2800			4.1000		0,09	-%101,6 ▼
5.08.2020	VET/USDT	50	0.0191	0.0193	0.0195			0.0188		0,01	-%74,8 ▼
5.08.2020	XTZ/USDT	50	3.2350	3.2750	3.3000			3.1750		0,13	-%92,7 ▼
6.08.2020	SXP/USDT	50	1.8450	1.8560	1.8920			1.8174		0,02	%127,4 ▲
7.08.2020	LINK/USDT	50	10.1050	10.2800	10.4800			9.9300		0,06	-%86,6 ▼
8.08.2020	NEO/USDT	50	12.8670	13.0900	13.2000			12.6400		0,35	%86,7 ▲
8.08.2020	OMG/USDT	50	1.5725	1.5940	1.6100			1.5405		0,75	%119,2 ▲
10.08.2020	BTC/USDT	120	12030.0000	12100.0000	12166.0000			11900.0000		0,00	%69,8 ▲
10.08.2020	ETH/USDT	75	398.7500	403.5000	406.0000			394.4000		0,06	-%81,8 ▼
10.08.2020	ONT/USDT	50	0.8253	0.8140	0.8050			0.8400		0,01	%89,4 ▲
10.08.2020	RLC/USDT	50	1.7000	1.6870	1.6665			1.7420		0,00	-%38,2 ▼
12.08.2020	COMP/USDT	50	187.5000	182.5000				193.0000		0,01	-%146,7 ▼
12.08.2020	LINK/USDT	50	13.8250	14.0900				13.5200		0,04	%95,8 ▲
12.08.2020	OMG/USDT	50	1.6452	1.6850				1.2005		0,52	%121,0 ▲
12.08.2020	XRP/USDT	50	0.2847	0.2925				0.2810	0.2814	0,06	-%58,3 ▼
13.08.2020	LTC/USDT	50	53.9500	56.5000				52.7500		0,33	%236,3 ▲
14.08.2020	XRP/USDT	50	0.2964	0.3036				0.2919		0,04	%121,5 ▲
15.08.2020	BTC/USDT	125	11795.0000	11900.0000				11731.0000		0,07	%111,3 ▲
15.08.2020	ETH/USDT	50	435.0000	446.6000				429.9000		0,07	-%58,6 ▼
16.08.2020	BCH/USDT	50	302.7500	322.2000				292.7500	307.5940	0,43	%80,0 ▲
16.08.2020	COMP/USDT	50	201.6000	219.0000				191.0000	203.0112	0,22	%35,0 ▲
17.08.2020	NEO/USDT	50	16.1500	15.6250				16.4000		0,06	-%77,4 ▼
18.08.2020	ETH/USDT	50	430.0000	398.0000				435.0000	438.6000	0,09	%100,0 ▲
18.08.2020	ONT/USDT	50	0.8950	0.9195				0.8750		0,13	-%111,7 ▼
19.08.2020	ETH/USDT	50	414.0000	403.2000				410.5000	417.5000	0,04	%42,3 ▲
20.08.2020	BTC/USDT	125	11780.0000	12020.0000				11799.0000	11799.0000	0,07	%20,2 ▲
20.08.2020	BTC/USDT	50	11880.0000	11970.0000				11770.0000	11849.9900	0,04	-%12,6 ▼
20.08.2020	LINK/USDT	50	16.0000	16.4800				15.7600		0,20	-%75,0 ▼
21.08.2020	BTC/USDT	125	11750.0000	11700.0000	11400.0000	11000.0000		11850.0000		0,04	%53,2 ▲
21.08.2020	BTC/USDT	50	11775.0000	11870.0000				11690.0000		0,05	-%36,1 ▼
22.08.2020	BTC/USDT	125	11610.0000	11550.0000	11400.0000	11200.0000		11700.0000		0,92	%64,6 ▲
25.08.2020	BTC/USDT	125	11420.0000	11470.0000	11550.0000	11700.0000		11350.0000		0,02	-%76,6 ▼
25.08.2020	ZEC/USDT	50	78.0000	80.9500				76.9000		0,00	-%70,5 ▼
26.08.2020	DASH/USDT	50	86.6000	87.9600				84.7000	85.5608	0,11	-%60,0 ▼
26.08.2020	NEO/USDT	50	17.6800	18.1000				17.4200		0,07	-%73,5 ▼
27.08.2020	QTUM/USDT	3	3.6700	4.0000	4.2500	4.5200	5.2500	3.4000		0,02	-%22,1 ▼
27.08.2020	ZIL/USDT	5	0.0214	0.0235	0.0247	0.0280		0.0199		0,20	-%35,0 ▼

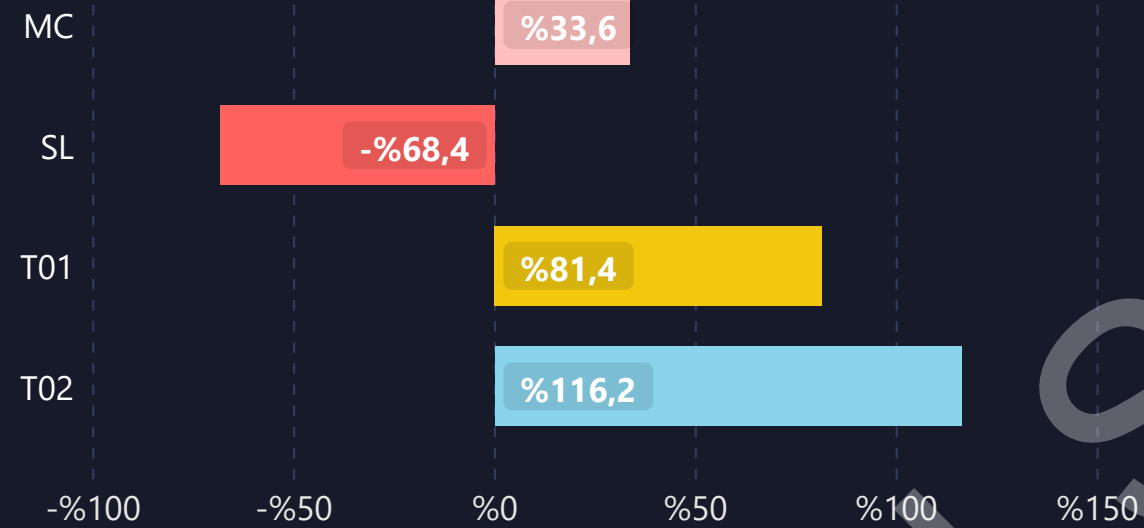


1) DETAILED STATS OF TARGETS (T1, T2, T3 etc.)

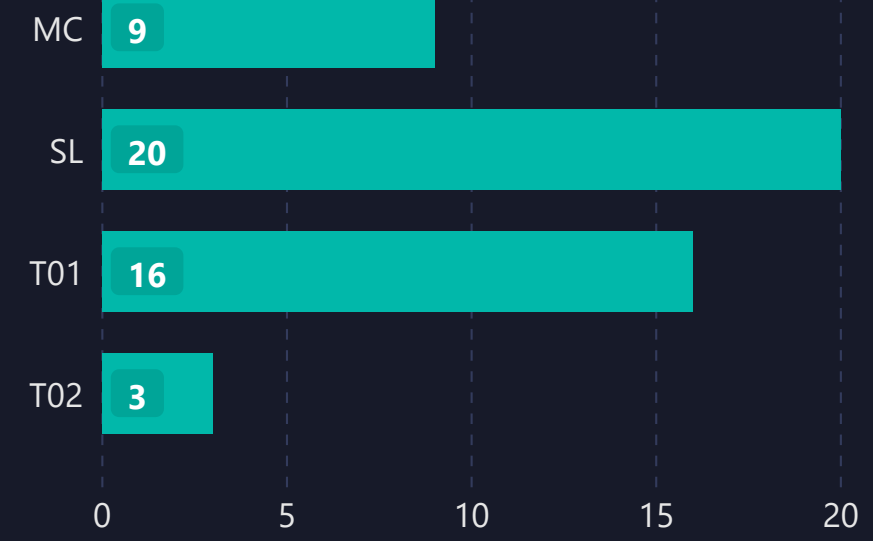
AVERAGE HOURS TO HIT TARGETS



AVERAGE PROFIT PER TARGET



INDIVIDUAL TARGETS STATUS



2) TARGET DURATION vs PROFIT/LOSS SCATTER CHART

Targets ● MC ● SL ● T01 ● T02

