

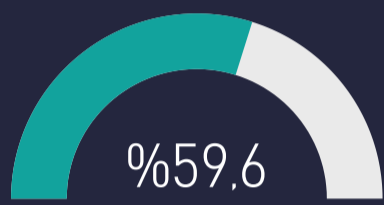


t.me/altsignals

ALTSIGNALS BINANCE VIP REPORT 2020 AUGUST

~TOTAL PROFIT~
%447

Success Rate



Completed Trades

57 # of Signals
%447 Total Profit

Win Trades

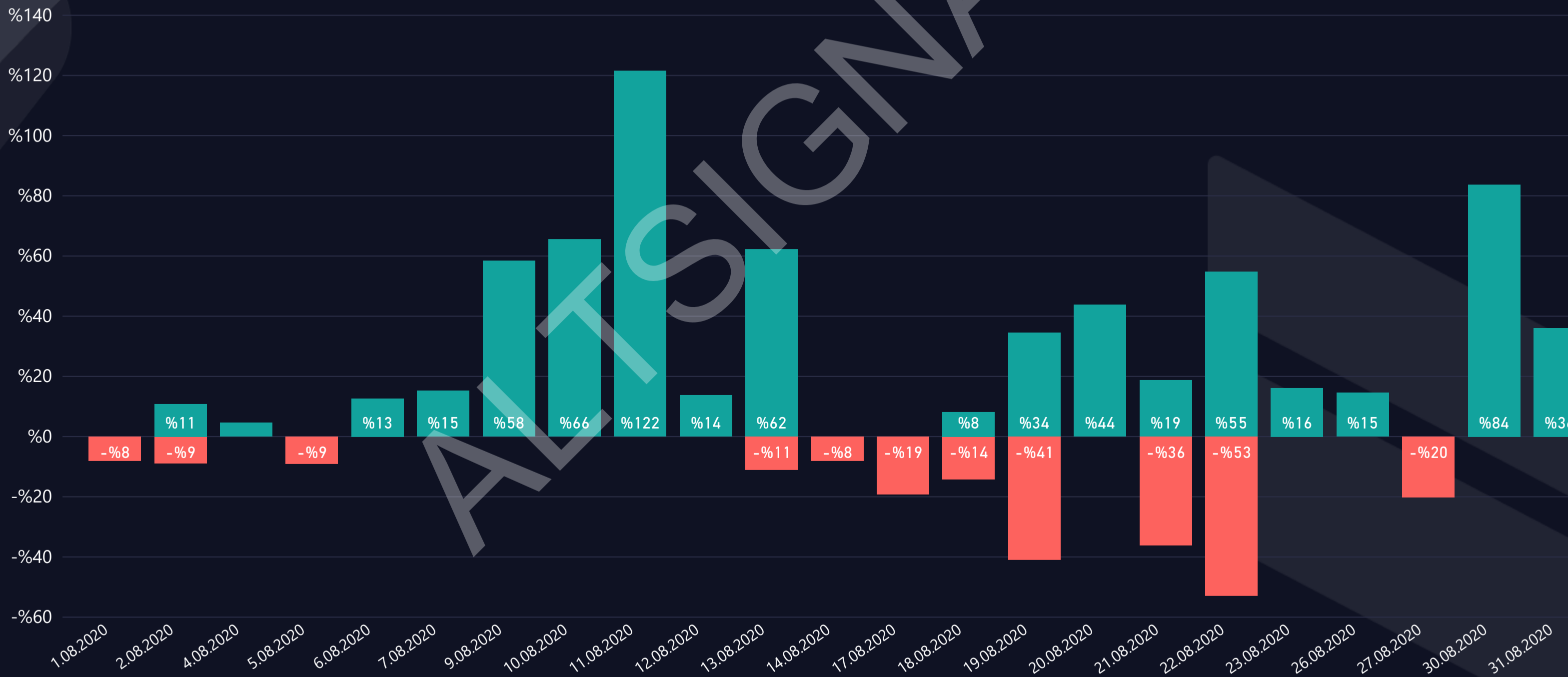
34 # of Trades
%675 Win Profit

Loss Trades

23 # of Trades
-%228 Loss Rate

WIN & LOSS CHART

Win/Loss ● Loss ● Win



TOP WIN & LOSS TRADES

Signal Date	Pair	Final Profit	Tot. Dur. (days)	Final Target
13.08.2020	NWC/USDT	%83,7	17	T02
10.08.2020	NWC/USDT	%66,7	2	T03
7.08.2020	DREP/BTC	%46,7	5	T03
15.08.2020	ELF/BTC	%36,7	8	T02
21.08.2020	NWC/USDT	%36,1	10	T03

Signal Date	Pair	Trade Loss	Tot. Dur. (days)
13.08.2020	MDT/BTC	-%16,7	9
18.08.2020	VIBE/BTC	-%16,3	5
17.08.2020	BEAM/BTC	-%15,0	5
13.08.2020	CHR/BTC	-%13,5	5
18.08.2020	ARPA/BTC	-%13,4	2

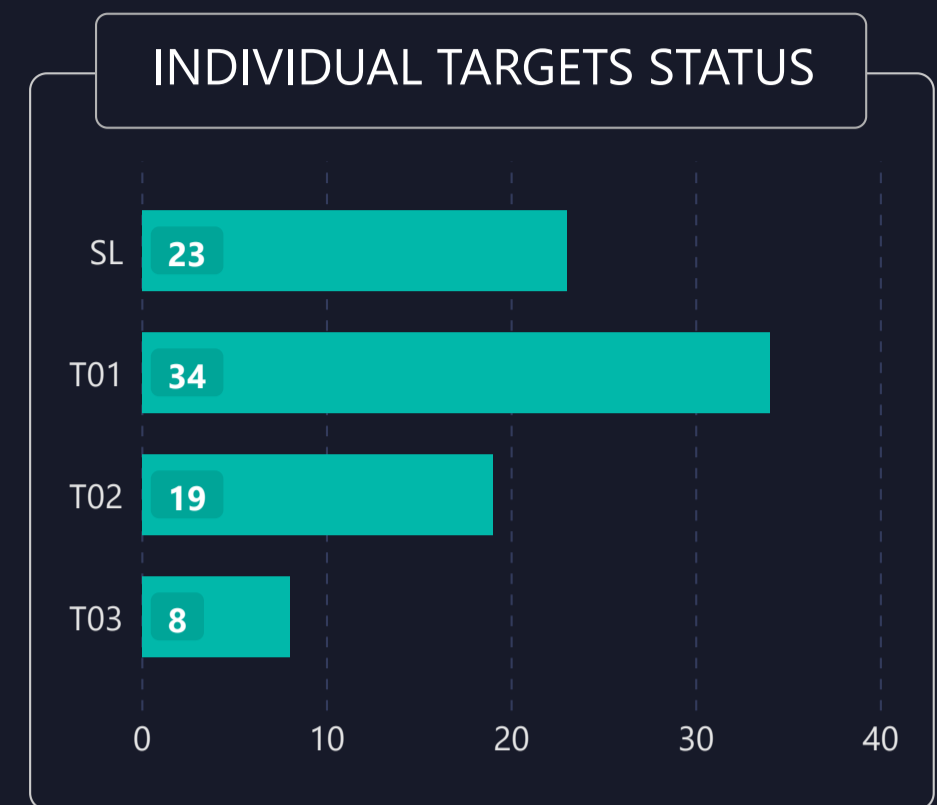
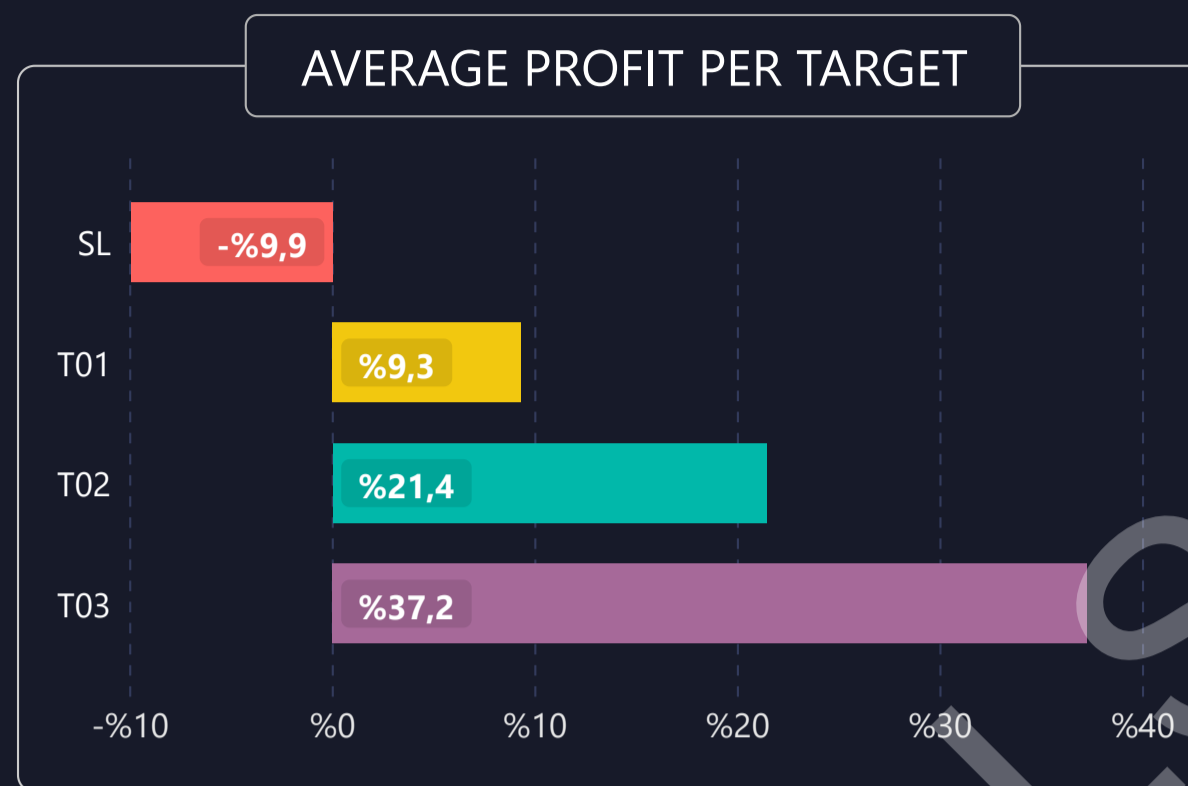
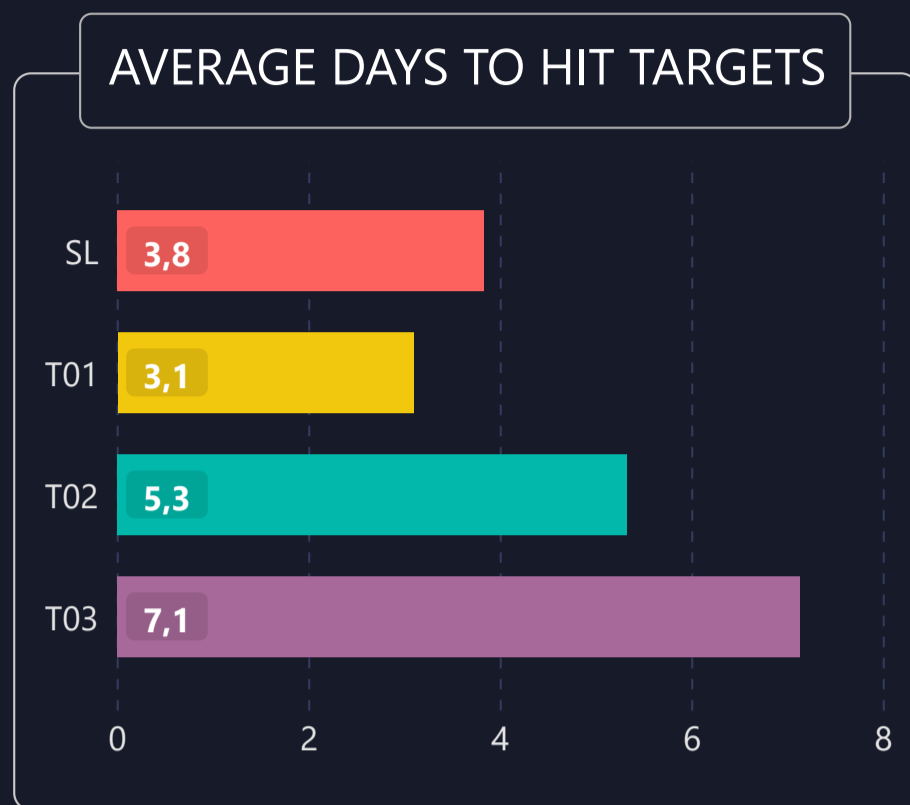


LIST OF ALL TRADES

Signal Date	Pair	Buy Rate	Target 1	Target 2	Target 3	Target 4	Stop Loss	Manual Close	Final Profit/Loss	Total Dur. (Hours)
28.07.2020	CVC/BTC	0.0000262	0.0000280	0.0000310	0.0000340		0.0000238		-%9,0 ▼	
28.07.2020	WABI/BTC	0.00001040	0.00001140	0.00001200	0.00001300		0.00000950		%25,0 ▲	
29.07.2020	LRC/BTC	0.00000990	0.00001060	0.00001140	0.00001280		0.00000775		%29,4 ▲	
29.07.2020	REP/BTC	0.00001843	0.00002000	0.00002150	0.00002370		0.00001680		-%8,8 ▼	
30.07.2020	ETH/BTC	0.03042400	0.03187700	0.03371600	0.03524800		0.02812100		%10,8 ▲	
30.07.2020	EVX/BTC	0.00003175	0.00003500	0.00003650	0.00003900		0.00002920		-%8,0 ▼	
2.08.2020	FTM/BTC	0.00000121	0.00000126	0.00000135	0.00000144		0.00000111		%4,6 ▲	
3.08.2020	CMT/BTC	0.00000112	0.00000121	0.00000130	0.00000140		0.00000099		%8,5 ▲	
5.08.2020	DASH/BTC	0.00781000	0.00840000	0.00880000	0.00930000		0.00708000		%12,7 ▲	
7.08.2020	ARPA/BTC	0.00000221	0.00000238	0.00000260	0.00000285		0.00000188		%7,7 ▲	
7.08.2020	COCOS/USDT	0.0006	0.0006	0.0007	0.0007		0.0005		%9,2 ▲	
7.08.2020	DREP/BTC	0.00000023	0.00000025	0.00000027	0.00000033		0.00000020		%46,7 ▲	
7.08.2020	QLC/BTC	0.00000265	0.00000285	0.00000300	0.00000340		0.00000245		%7,5 ▲	
7.08.2020	TOMO/BTC	0.00008315	0.00008900	0.00009400	0.00010500		0.00007245		%26,3 ▲	
8.08.2020	KNC/BTC	0.00013560	0.00014400	0.00015500	0.00017800		0.00012100		%14,3 ▲	
8.08.2020	LOOM/BTC	0.00000203	0.00000215	0.00000226	0.00000345		0.00000184		%11,3 ▲	
9.08.2020	APPC/BTC	0.00000425	0.00000465	0.00000490	0.00000540		0.00000392		%15,3 ▲	
10.08.2020	NWC/USDT	0.0600	0.0750	0.0860	0.1000		0.0540		%66,7 ▲	
11.08.2020	MTH/BTC	0.00000091	0.00000096	0.00000102	0.00000106		0.00000084		%12,1 ▲	
11.08.2020	REQ/BTC	0.00000382	0.00000398	0.00000421	0.00000440		0.00000350		%4,2 ▲	
11.08.2020	ZEN/BTC	0.00089620	0.00093210	0.00098600	0.00100310		0.00082200		%4,0 ▲	
12.08.2020	AMB/BTC	0.00000278	0.00000296	0.00000320	0.00000355		0.00000186		%6,7 ▲	
12.08.2020	ARPA/BTC	0.00000285	0.00000305	0.00000325	0.00000370		0.00000248		%7,0 ▲	
12.08.2020	AVA/BTC	0.00001800	0.00001899	0.00001999	0.00002340		0.00001600		-%11,1 ▼	
12.08.2020	BAT/BTC	0.00002305	0.00002500	0.00002700	0.00003100		0.00002030		%34,5 ▲	
12.08.2020	CMT/BTC	0.00000119	0.00000130	0.00000145	0.00000160		0.00000108		%9,2 ▲	
12.08.2020	ONT/BTC	0.00000670	0.00000720	0.00000760	0.00000830		0.00000602		%7,5 ▲	
12.08.2020	RLC/BTC	0.00013870	0.00014950	0.00015400	0.00018500		0.00012050		%33,4 ▲	
13.08.2020	CHR/BTC	0.00000650	0.00000760	0.00000840	0.00001050		0.00000562		-%13,5 ▼	
13.08.2020	HIVE/BTC	0.00002280	0.00002480	0.00002930	0.00003350		0.00002000		%28,5 ▲	
13.08.2020	MDT/BTC	0.00000150	0.00000167	0.00000175	0.00000250		0.00000125		-%16,7 ▼	
13.08.2020	NWC/USDT	0.1350	0.1790	0.2480	0.3000				%83,7 ▲	
14.08.2020	MATIC/BTC	0.00000236	0.00000275	0.00000307	0.00000434		0.00000212		-%10,2 ▼	
14.08.2020	TROY/BTC	0.00000074	0.00000083	0.00000097	0.00000110		0.00000068		-%8,1 ▼	
15.08.2020	ELF/BTC	0.00000980	0.00001110	0.00001340	0.00001660		0.00000905		%36,7 ▲	
15.08.2020	XTZ/BTC	0.00003485	0.00003862	0.00004260			0.00003200		-%8,2 ▼	
16.08.2020	RVN/BTC	0.00000217	0.00000242	0.00000270	0.00000310		0.00000195		-%10,1 ▼	
17.08.2020	BEAM/BTC	0.00000500	0.00000535	0.00000590	0.00000650		0.00000425		-%15,0 ▼	
17.08.2020	BLZ/BTC	0.00001120	0.00001222	0.00001510	0.00001986		0.00001056		-%5,7 ▼	
17.08.2020	NANO/BTC	0.00010400	0.00011250	0.00015600	0.00024000		0.00008900		%8,2 ▲	
18.08.2020	ARPA/BTC	0.00000402	0.00000430	0.00000450	0.00000500		0.00000348		-%13,4 ▼	
18.08.2020	ETC/BTC	0.00061400	0.00071000	0.00080000	0.00090000		0.00057000		-%7,2 ▼	
18.08.2020	MTL/BTC	0.00003220	0.00003800	0.00004400	0.00005100		0.00002600		%18,0 ▲	
18.08.2020	SNX/BTC	0.00052000	0.00059200	0.00061300	0.00063500		0.00048900		-%6,0 ▼	
18.08.2020	VIBE/BTC	0.00000215	0.00000425	0.00000800	0.00001450		0.00000180		-%16,3 ▼	
19.08.2020	LINK/BTC	0.00133770	0.00180000	0.00200000			0.00118000		-%11,8 ▼	
20.08.2020	ONT/BTC	0.00000716	0.00000795	0.00000850	0.00000925		0.00000635		%18,7 ▲	
20.08.2020	PERL/BTC	0.00000655	0.00000700	0.00000750	0.00000952		0.00000575		-%12,2 ▼	
20.08.2020	XRP/BTC	0.00002478	0.00002645	0.00002780			0.00002345		-%5,4 ▼	
21.08.2020	NWC/USDT	0.2058	0.2200	0.2400	0.2800				%36,1 ▲	
21.08.2020	RLC/BTC	0.00014100	0.00014900	0.00017000			0.00012400		-%12,1 ▼	
21.08.2020	XRP/BTC	0.00002410	0.00002650	0.00002720			0.00002280		-%5,4 ▼	
21.08.2020	XTZ/BTC	0.00030500	0.00037000	0.00042500	0.00050000	0.00060000	0.00029000		-%4,9 ▼	
22.08.2020	SXP/BTC	0.00021700	0.00025200	0.00033400	0.00043300	0.00060000	0.00018140		%16,1 ▲	
25.08.2020	BAT/BTC	0.00003080	0.00003200	0.00004000	0.00004500	0.00005180	0.00002880		%3,9 ▲	
25.08.2020	CTXC/BTC	0.00001242	0.00001310	0.00001375	0.00001470		0.00001165		%10,7 ▲	
26.08.2020	WABI/BTC	0.00001335	0.00001480	0.00001700	0.00001880		0.00001210		-%9,4 ▼	



1) DETAILED STATS OF TARGETS (T1, T2, T3 etc.)



2) TARGET DURATION vs PROFIT/LOSS SCATTER CHART

Targets ● SL ● T01 ● T02 ● T03

