


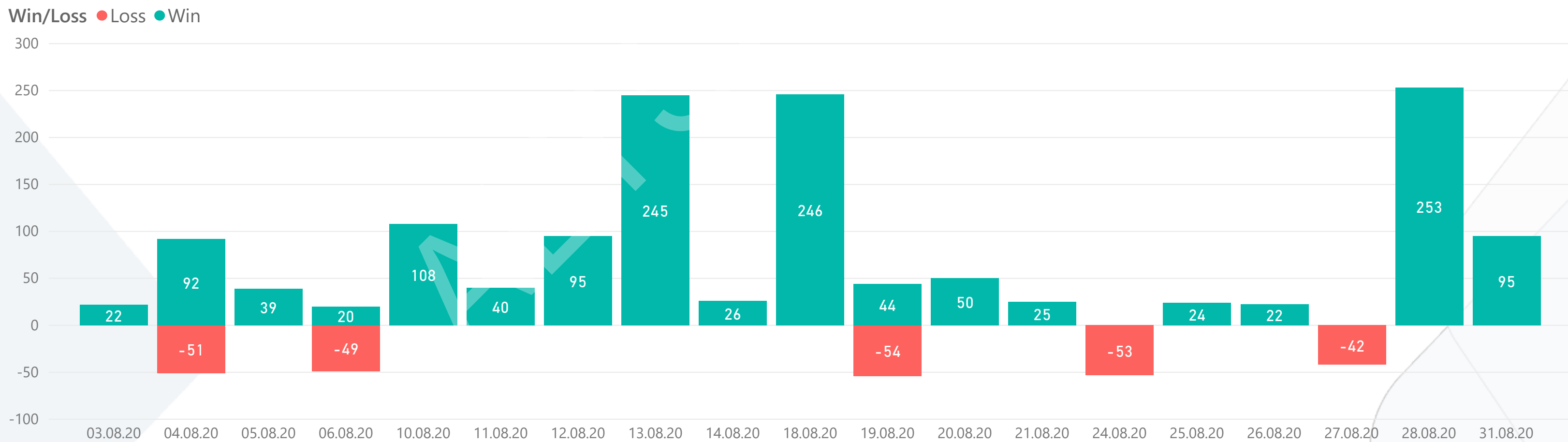


# ALTFX REPORT 2020 AUGUST

~TOTAL PIPS~  
1197



## 1) WIN & LOSS CHART



## 2) TOP WIN & LOSS TRADES

Signal Date	Pair	Buy Rate	Sell Rate	+ Pips	Dur. (hours)
11.08.2020	CAD/JPY	79.730	80.90000	117	50,3
26.08.2020	AUD/CAD	0.9493	0.96100	117	56,5
28.08.2020	GBP/CAD	1.7384	1.75100	116	2,6
17.08.2020	USD/JPY	106.510	105.30000	105	23,7
12.08.2020	EUR/JPY	125.660	126.86000	105	25,5

Signal Date	Pair	Buy Rate	Sell Rate	- Pips	Dur. (hours)
19.08.2020	GBP/USD	1.3256	1.32	-54	2,9
4.08.2020	EUR/USD	1.1731	1.18	-51	3,6
6.08.2020	GBP/JPY	139.100	138.61000	-49	4,5
24.08.2020	NZD/CAD	0.8599	0.86480	-43	5,3
27.08.2020	CHF/JPY	116.800	116.38000	-42	5,0

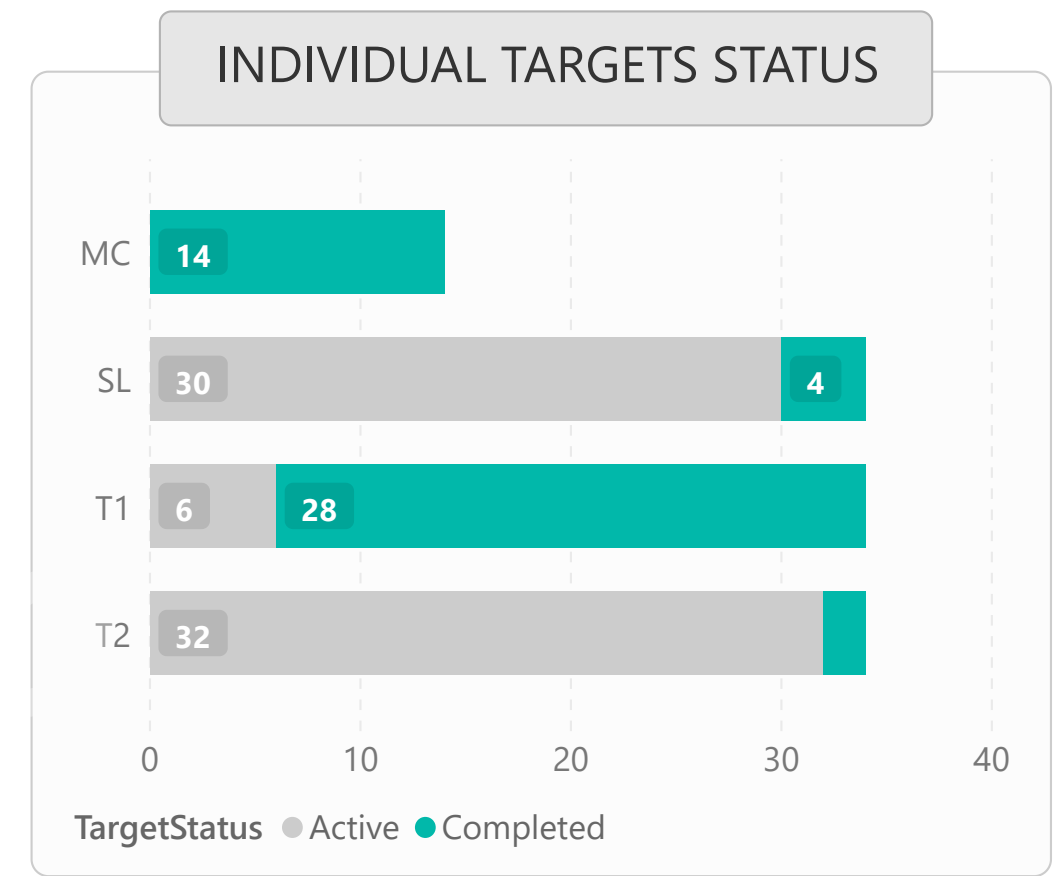
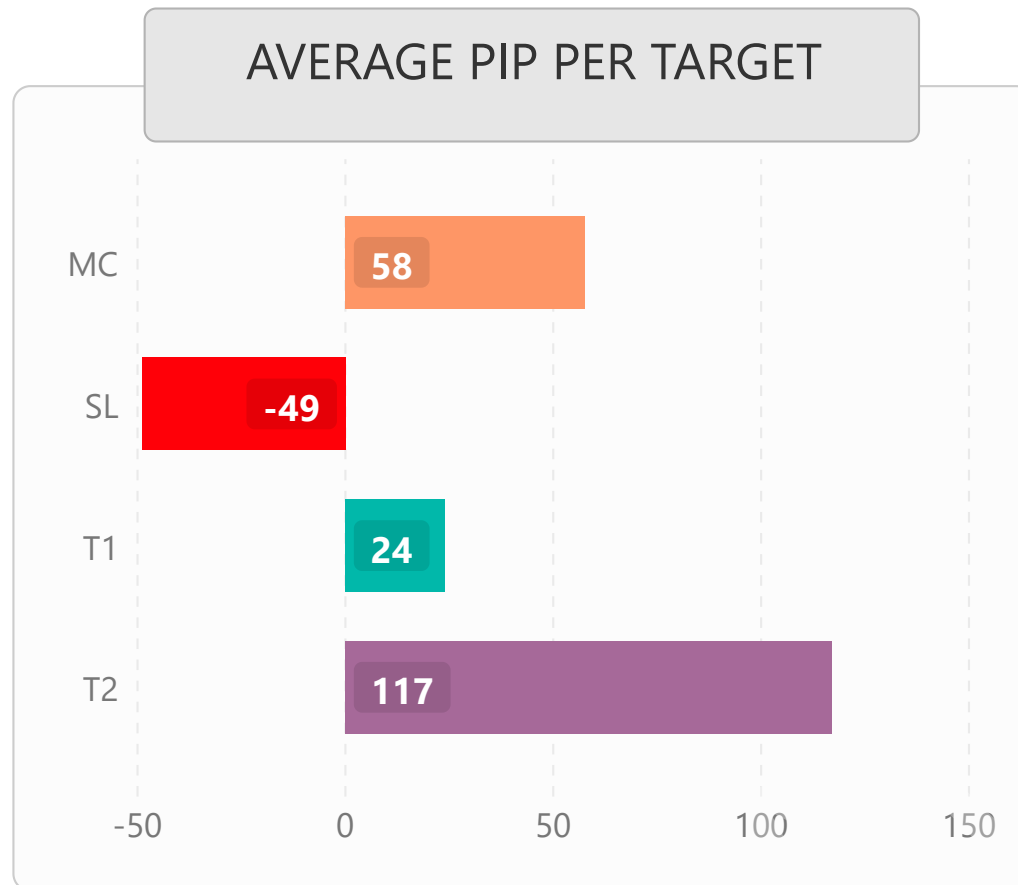
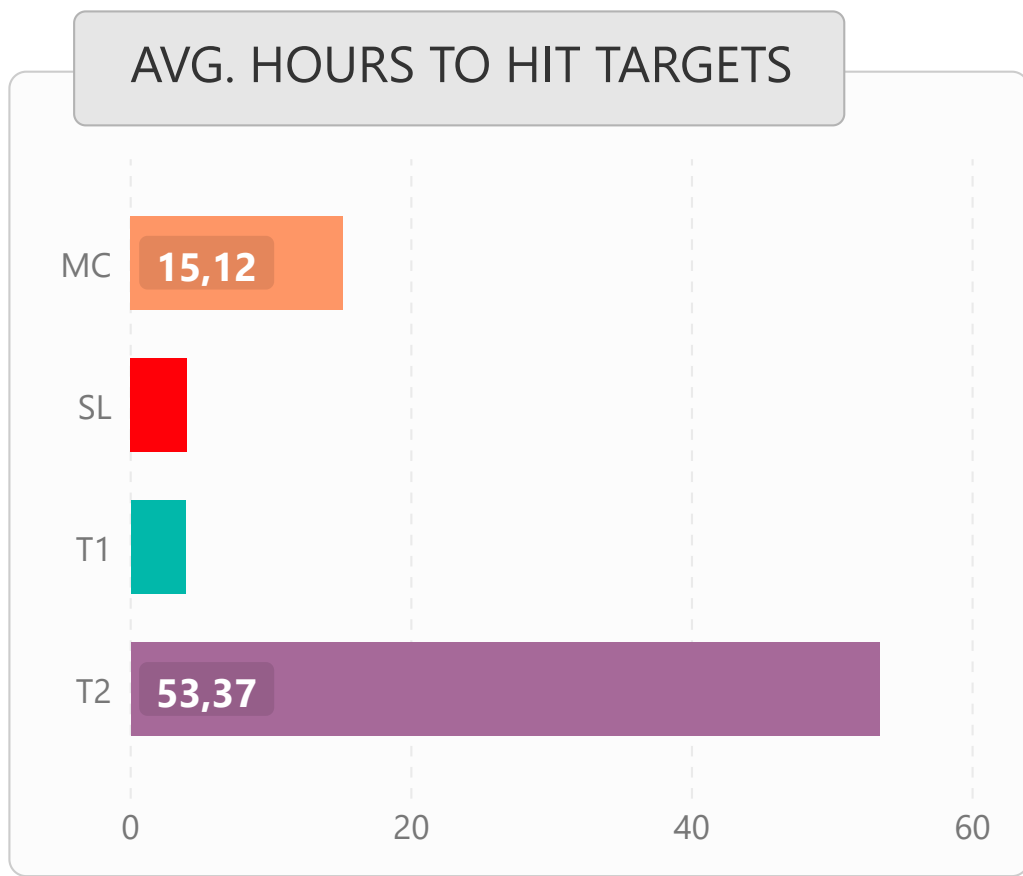


# LIST OF ALL TRADES

Signal Date	Currency	Long/Short	Buy Rate	T1 Rate	T2 Rate	T3 Rate	SL Rate	Manual Close	Pips	Dur. (Hours)
3.08.2020	USD/CAD	Long	1.3418	1.3440	1.3540		1.3372		22	1,2
4.08.2020	CHF/JPY	Long	115.760	115.980	116.800		115.220	116.280	52	2,9
4.08.2020	EUR/USD	Short	1.1731	1.1705	1.1610		1.1782		-51	3,6
4.08.2020	USTEC/H100	Short	11040.0000	11000.0000	10700.0000		11316.0000		40	0,0
5.08.2020	CHF/JPY	Long	116.040	116.230	117.400		115.510		19	0,5
5.08.2020	AUD/JPY	Long	76.100	76.300	77.180		75.560		20	0,4
6.08.2020	GBP/JPY	Long	139.100	139.300	140.300		138.610		-49	4,5
6.08.2020	EUR/CAD	Short	1.5739	1.5719	1.5618		1.5786		20	3,6
7.08.2020	USD/CHF	Long	0.9132	0.9154	0.9250		0.9080	0.9198	66	73,3
10.08.2020	USD/CHF	Long	0.9153	0.9175	0.9270		0.9103		22	2,2
10.08.2020	EUR/USD	Short	1.1760	1.1740	1.1640		1.1810		20	10,2
11.08.2020	USD/CAD	Short	1.3311	1.3289	1.3190		1.3364	1.3271	40	7,9
11.08.2020	CAD/JPY	Long	79.730	79.940	80.900		79.220		117	50,3
12.08.2020	EUR/JPY	Long	125.660	125.960	126.860		125.150	126.710	105	25,5
12.08.2020	GBP/CAD	Short	1.7350	1.7330	1.7220		1.7404	1.7255	95	4,2
13.08.2020	CHF/JPY	Long	117.370	117.600	118.600		116.910		23	3,9
14.08.2020	EUR/AUD	Long	1.6499	1.6525	1.6650		1.6449		26	2,7
17.08.2020	USD/JPY	Short	106.510	106.250	105.300		106.960	105.460	105	23,7
17.08.2020	NZD/JPY	Short	69.520	69.310	68.300		70.050	69.020	50	23,6
18.08.2020	AUD/CHF	Long	0.6546	0.6567	0.6670		0.6498	0.6590	44	31,9
18.08.2020	GBP/USD	Long	1.3176	1.3192	1.3290		1.3112	1.3267	91	3,8
19.08.2020	GBP/USD	Long	1.3256	1.3278	1.3370		1.3202		-54	2,9
20.08.2020	US30/	Short	27590.0000	27540.0000	27000.0000		27986.0000		50	1,2
21.08.2020	EUR/CAD	Short	1.5605	1.5580	1.5480		1.5659		25	2,2
24.08.2020	NZD/CAD	Short	0.8599	0.8575	0.8470		0.8648	0.8642	-43	5,3
24.08.2020	GBP/USD	Short	1.3119	1.3095	1.2970		1.3158	1.3129	-10	0,6
25.08.2020	EUR/USD	Short	1.1835	1.1811	1.1690		1.1872		24	2,1
26.08.2020	USD/CHF	Long	0.9099	0.9121	0.9230		0.9052		22	3,9
26.08.2020	AUD/CAD	Long	0.9493	0.9520	0.9610		0.9442		117	56,5
27.08.2020	CHF/JPY	Long	116.800	117.050	118.100		116.380		-42	5,0
28.08.2020	NZD/JPY	Short	70.740	70.540	69.600		71.260		20	1,6
28.08.2020	GBP/CAD	Long	1.7384	1.7404	1.7510		1.7336	1.7500	116	2,6
31.08.2020	AUD/JPY	Long	77.850	78.100	79.100		77.360	78.350	50	5,6
31.08.2020	USTEC/H100	Long	12104.0000	12130.0000	12280.0000		12020.0000	12149.0000	45	1,0



# 1) DETAILED STATS OF TARGETS (T1, T2, T3 etc.)



# 2) TARGET DURATION vs PROFIT/LOSS SCATTER CHART

