




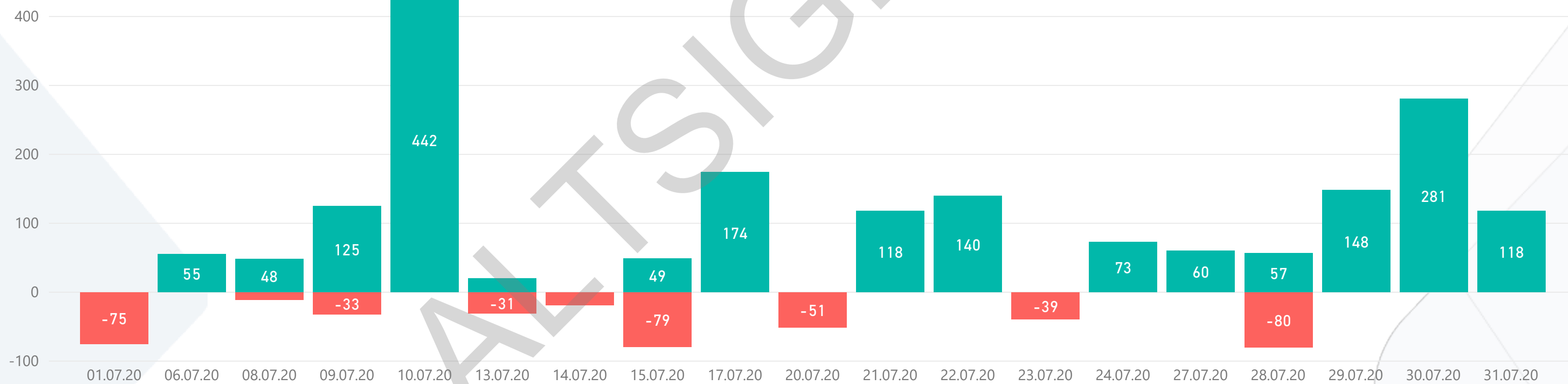
ALTFX REPORT 2020 JULY

~TOTAL PIPS~
1491



1) WIN & LOSS CHART

Win/Loss ● Loss ● Win



2) TOP WIN & LOSS TRADES

Signal Date	Pair	Buy Rate	Sell Rate	+ Pips	Dur. (hours)
28.07.2020	GBP/CAD	1.7232	1.73600	128	31,6
7.07.2020	GBP/JPY	134.350	135.60000	125	44,2
30.07.2020	EUR/CAD	1.5759	1.58800	121	8,9
30.07.2020	GBP/USD	1.3002	1.31	118	14,3
20.07.2020	AUD/USD	0.6996	0.71	118	28,5

Signal Date	Pair	Buy Rate	Sell Rate	- Pips	Dur. (hours)
28.07.2020	XAU/USD	1936.0000	1928.00	-80	0,2
15.07.2020	GBP/NZD	1.9239	1.91860	-53	4,9
20.07.2020	EUR/USD	1.1459	1.14	-51	4,8
30.06.2020	EUR/JPY	121.250	120.75000	-50	20,3
23.07.2020	NZD/JPY	71.500	71.11000	-39	3,2

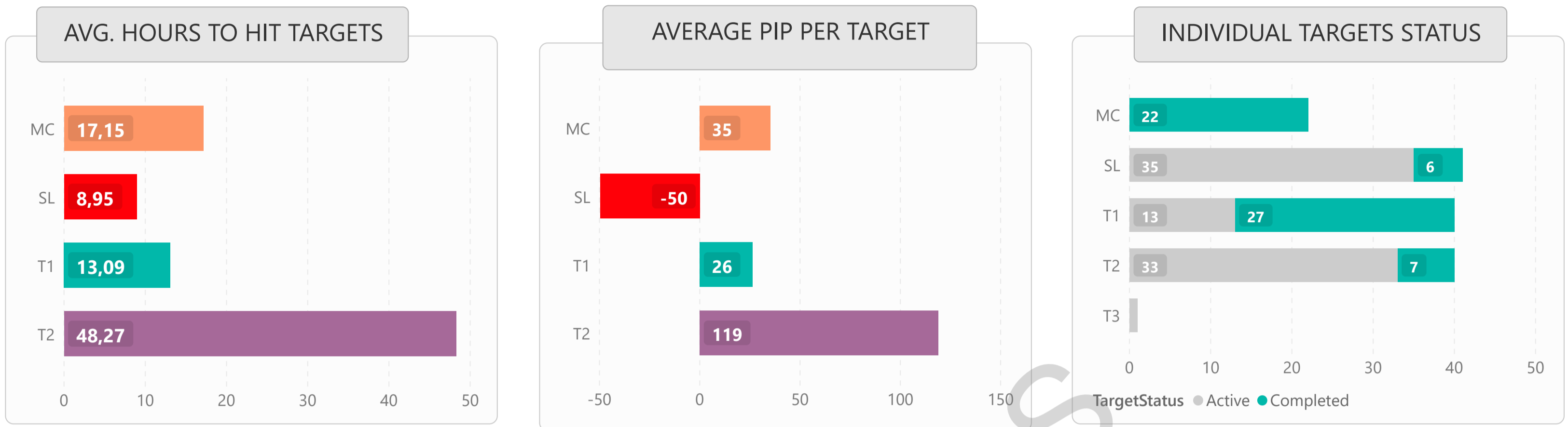


LIST OF ALL TRADES

Signal Date	Currency	Long/Short	Buy Rate	T1 Rate	T2 Rate	T3 Rate	SL Rate	Manual Close	Pips	Dur. (Hours)
30.06.2020	EUR/JPY	Long	121.250	121.550	122.920		120.750		-50	20,3
30.06.2020	NZD/USD	Long	0.6445	0.6405	0.6295		0.6420		-25	20,3
2.07.2020	USD/JPY	Short	107.550	107.050	106.600	105.500	108.500	106.900	65	191,9
2.07.2020	GBP/CHF	Long	1.1790	1.1830	1.1900		1.1690		110	188,3
6.07.2020	EUR/JPY	Long	121.400	121.650	122.600		120.980	121.920	52	4,9
6.07.2020	GBP/USD	Long	1.2490	1.2520	1.2620		1.2452	1.2493	3	5,1
7.07.2020	GBP/JPY	Long	134.350	134.600	135.600		133.980		125	44,2
8.07.2020	CHF/JPY	Long	114.210	114.440	115.300		113.790	114.440	23	7,8
8.07.2020	EUR/CHF	Short	1.0617	1.0595	1.0505		1.0672	1.0628	-11	4,6
8.07.2020	GBP/NZD	Long	1.9160	1.9185	1.9290		1.9103		25	1,1
9.07.2020	GBP/CHF	Long	1.1869	1.1892	1.1980		1.1808	1.1857	-12	4,9
9.07.2020	GBP/CAD	Long	1.7090	1.7110	1.7210		1.7036	1.7202	112	27,7
9.07.2020	NZD/USD	Long	0.6587	0.6614	0.6710		0.6539	0.6566	-21	1,6
10.07.2020	GBP/AUD	Long	1.8111	1.8140	1.8250		1.8073	1.8201	90	8,5
10.07.2020	GBP/CAD	Long	1.7139	1.7161	1.7260		1.7091	1.7204	65	7,7
13.07.2020	CHF/JPY	Short	113.670	113.440	112.400		114.090	113.880	-21	4,3
13.07.2020	NZD/USD	Short	0.6562	0.6540	0.6460		0.6610	0.6572	-10	1,6
13.07.2020	GBP/NZD	Long	1.9170	1.9190	1.9280		1.9112		20	6,1
14.07.2020	USD/CAD	Long	1.3624	1.3655	1.3750		1.3580	1.3605	-19	5,2
14.07.2020	NZD/JPY	Short	70.000	69.800	68.800		70.460	70.260	-26	15,3
15.07.2020	GBP/USD	Long	1.2608	1.2632	1.2730		1.2553		24	2,0
15.07.2020	GBP/NZD	Long	1.9239	1.9260	1.9350		1.9186		-53	4,9
15.07.2020	GBP/CAD	Long	1.7128	1.7153	1.7250		1.7081		25	0,5
16.07.2020	EUR/AUD	Long	1.6315	1.6345	1.6438		1.6242	1.6387	72	29,0
17.07.2020	EUR/GBP	Long	0.9086	0.9113	0.9202		0.9037		27	3,2
17.07.2020	EUR/NZD	Long	1.7423	1.7443	1.7532		1.7371	1.7498	75	5,3
20.07.2020	EUR/USD	Long	1.1459	1.1480	1.1570		1.1408		-51	4,8
20.07.2020	AUD/USD	Long	0.6996	0.7019	0.7114		0.6942		118	28,5
21.07.2020	NZD/USD	Long	0.6588	0.6609	0.6700		0.6536	0.6688	100	27,3
22.07.2020	NZD/USD	Long	0.6641	0.6661	0.6750		0.6593	0.6681	40	3,1
23.07.2020	NZD/JPY	Long	71.500	71.750	72.800		71.110		-39	3,2
24.07.2020	GBP/NZD	Long	1.9218	1.9245	1.9350		1.9175	1.9291	73	6,0
27.07.2020	EUR/USD	Long	1.1704	1.1734	1.1830		1.1658	1.1764	60	3,8
28.07.2020	XAU/USD	Long	1936.0000				1928.0000		-80	0,2
28.07.2020	US30/USD	Long	26493.0000	26550.0000	26800.0000		26312.0000	26513.0000	57	1,1
28.07.2020	GBP/CAD	Long	1.7232	1.7252	1.7360		1.7194		128	31,6
29.07.2020	USTEC/USD	Long	10595.0000	10615.0000	10718.0000		10329.0000		20	2,2
29.07.2020	GBP/CAD	Long	1.7317	1.7337	1.7430		1.7263		113	22,2
30.07.2020	CAD/JPY	Short	78.310	78.080	77.200		78.880	77.840	47	10,7
30.07.2020	EUR/CAD	Long	1.5759	1.5782	1.5880		1.5702		121	8,9
30.07.2020	GBP/USD	Long	1.3002	1.3022	1.3120		1.2942		118	14,3



1) DETAILED STATS OF TARGETS (T1, T2, T3 etc.)



2) TARGET DURATION vs PROFIT/LOSS SCATTER CHART

