



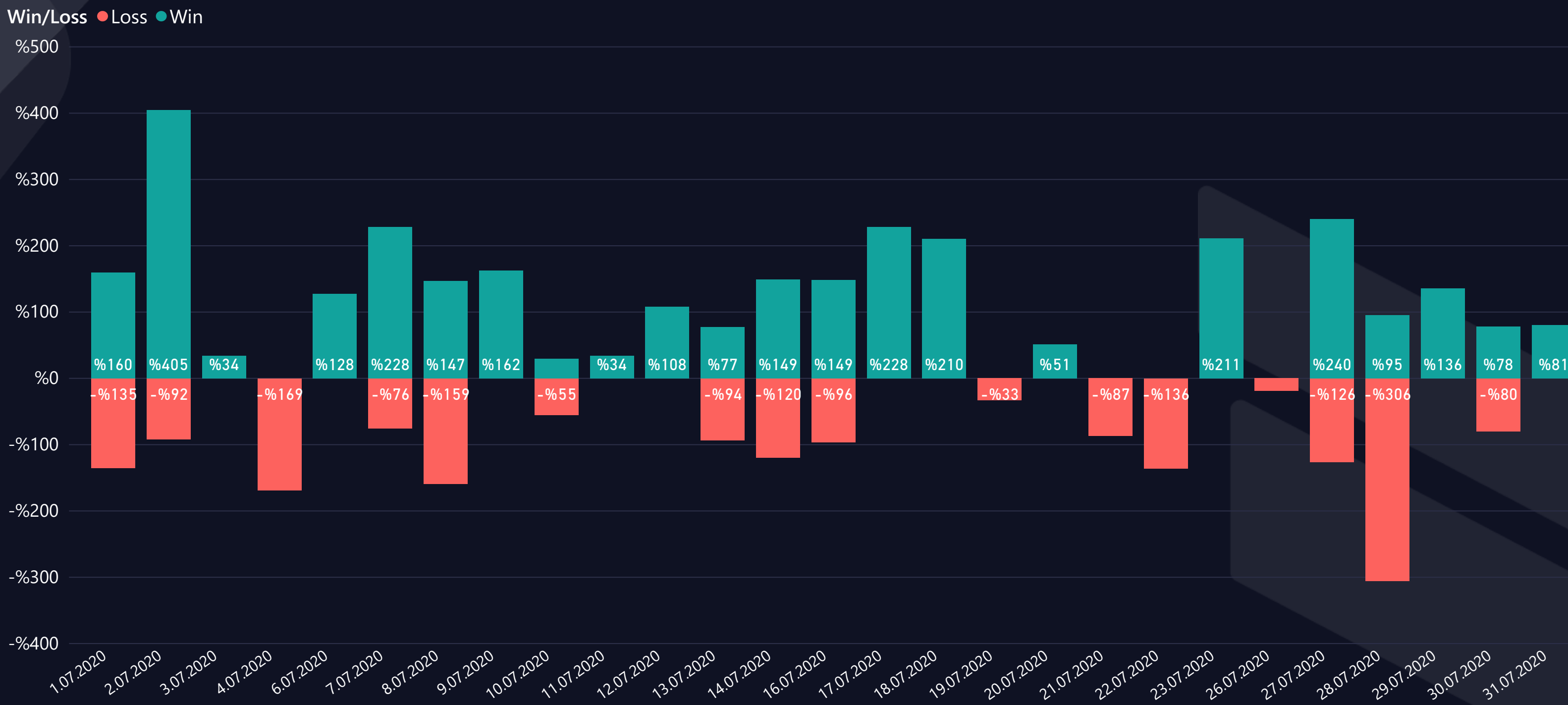
t.me/altsignals

# ALTSIGNALS BINANCE FUTURES VIP REPORT 2020 JULY



<b>Success Rate</b> <p>%64,9</p>	<b>Completed Trades</b> <hr/> <b>57</b> <b>%1359</b> <small># of Signals      Total Profit</small>	<b>Win Trades</b> <hr/> <b>37</b> <b>%3141</b> <small># of Trades      Win Profit</small>	<b>Loss Trades</b> <hr/> <b>20</b> <b>-%1782</b> <small># of Trades      Loss Rate</small>
-------------------------------------	--	---	--

## WIN & LOSS CHART



## TOP WIN & LOSS TRADES

Signal Date	Pair	Final Profit	Duration (hours)	Final Target
9.07.2020	NEO/USDT	%162,3	0,24	T03
29.06.2020	NEO/USDT	%149,3	77,23	T03
29.07.2020	BTC/USDT	%136,0	1,16	T02
27.07.2020	ETC/USDT	%134,6	0,75	T02
23.07.2020	COMP/USDT	%126,6	12,70	T02

Signal Date	Pair	Total Loss	Duration (hours)
28.07.2020	BTC/USDT	-%200,4	0,55
1.07.2020	IOST/USDT	-%135,2	5,15
27.07.2020	COMP/USDT	-%126,3	3,05
13.07.2020	DOGE/USDT	-%119,6	0,75
22.07.2020	LINK/USDT	-%105,8	2,79



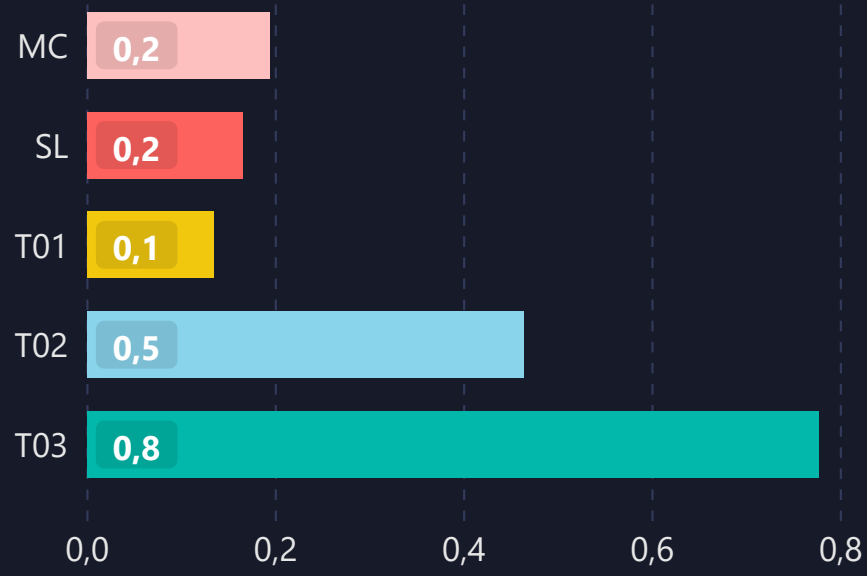
# LIST OF ALL TRADES

Signal Date	Pair	Lev	Buy Rate	Target 1	Target 2	Target 3	Target 4	Stop Loss	Manual Close	Duration (Hours)	Final Profit/Loss
29.06.2020	NEO/USDT	50	10.0790	10.0300	9.8880	9.7780		10.3800		76,78	%149,3 ▲
30.06.2020	XMR/USDT	50	63.7550	64.5500	65.0500	65.5000		62.5800		30,82	%62,3 ▲
30.06.2020	ZRX/USDT	50	0.3392	0.3374	0.3326	0.3290		0.3492		11,32	%97,3 ▲
1.07.2020	IOST/USDT	50	0.0055	0.0055	0.0054	0.0053		0.0057		5,15	-%135,2 ▼
1.07.2020	LTC/USDT	50	41.5100	41.1200	40.6100	40.1600		42.6500		28,59	%108,4 ▲
2.07.2020	ATOM/USDT	50	2.7300	2.7460	2.7790	2.7920		2.6680		0,66	%113,6 ▲
2.07.2020	BTC/USDT	50	9201.5000	9302.0000	9406.0000	9452.0000		9032.0000		3,33	-%92,1 ▼
2.07.2020	ETH/USDT	50	225.0000	223.4945	220.5686			231.8221		0,65	%33,5 ▲
3.07.2020	NEO/USDT	50	9.8520	9.7850	9.6650	9.5580		10.0300		25,41	%94,9 ▲
3.07.2020	XLM/USDT	50	0.0683	0.0687	0.0695	0.0699		0.0667		0,12	%33,7 ▲
4.07.2020	XMR/USDT	50	63.3000	62.0000	61.0000	59.0000		64.5000		6,46	-%94,8 ▼
4.07.2020	ZEC/USDT	50	50.8100	50.3000	49.6900	49.1400		51.5600		5,48	-%73,8 ▼
6.07.2020	ALGO/USDT	50	0.2300	0.2315	0.2341	0.2352		0.2248		1,06	%32,6 ▲
6.07.2020	DASH/USDT	50	68.5600	69.0100	69.7800	70.1200		67.0000		5,88	%113,8 ▲
6.07.2020	XLM/USDT	50	0.0695	0.0689	0.0680	0.0673		0.0706		6,81	-%75,5 ▼
7.07.2020	BAT/USDT	50	0.2575	0.2592	0.2621	0.2634		0.2517		4,87	%114,6 ▲
7.07.2020	ONT/USDT	50	0.6115	0.6156	0.6225	0.6255		0.5977		11,46	%114,5 ▲
8.07.2020	THETA/USDT	50	0.2472	0.2443	0.2413	0.2386		0.2504		0,87	-%65,7 ▼
8.07.2020	VET/USDT	50	0.0161	0.0162	0.0164			0.0157		0,04	%32,6 ▲
8.07.2020	XLM/USDT	50	0.0801	0.0811	0.0820	0.0823		0.0786		0,69	-%93,3 ▼
9.07.2020	NEO/USDT	50	10.8295	10.7270	10.5950	10.4780		10.9940		0,22	%162,3 ▲
10.07.2020	QTUM/USDT	50	2.0180	2.0300	2.0480	2.0580		1.9660		0,97	%29,7 ▲
10.07.2020	XMR/USDT	50	65.3000	64.7500	64.4000	63.8000		66.0200		0,83	-%55,1 ▼
11.07.2020	KNC/USDT	50	1.6620	1.6733	1.6919	1.7002		1.6246		0,03	%34,0 ▲
12.07.2020	OMG/USDT	50	1.5475	1.5630	1.5810			1.5180		2,24	%108,2 ▲
13.07.2020	COMP/USDT	50	176.3000	178.0000	180.0000			173.0000		4,64	-%93,6 ▼
13.07.2020	DOGE/USDT	50	0.0032	0.0032	0.0033			0.0031		0,75	-%119,6 ▼
13.07.2020	XRP/USDT	50	0.2022	0.2035	0.2060			0.1978		2,87	%32,1 ▲
13.07.2020	ZRX/USDT	50	0.4212	0.4250	0.4300			0.4120		0,23	%45,1 ▲
14.07.2020	COMP/USDT	50	163.5000	165.4000	167.0000			160.0000		4,82	%107,0 ▲
14.07.2020	DASH/USDT	50	71.4000	72.0000	73.0200			70.0400		2,35	%42,0 ▲
15.07.2020	BCH/USDT	50	229.1500	231.3100	234.0300			224.7300		20,78	-%96,4 ▼
16.07.2020	IOTA/USDT	50	0.2312	0.2295	0.2254			0.2370		0,51	%36,8 ▲
16.07.2020	ONT/USDT	50	0.6800	0.6736	0.6648			0.6930		0,25	%111,8 ▲
17.07.2020	ATOM/USDT	50	4.0600	4.0960	4.1440			3.9790		0,28	%103,4 ▲
17.07.2020	IOTA/USDT	50	0.2400	0.2430	0.2460			0.2335		3,68	%125,0 ▲
18.07.2020	ONT/USDT	50	0.7515	0.7595	0.7680			0.7380		0,77	%109,8 ▲
18.07.2020	XLM/USDT	50	0.1009	0.0999	0.0988			0.1028		2,22	%100,6 ▲
19.07.2020	DASH/USDT	50	69.6100	70.2700	71.1500			68.2600	69.1506	2,15	-%33,0 ▼
20.07.2020	ATOM/USDT	50	4.1950	4.2380	4.2790			4.1100		1,29	%51,3 ▲
21.07.2020	DOGE/USDT	50	0.0033	0.0033	0.0034			0.0032		2,41	-%86,8 ▼
22.07.2020	BTC/USDT	100	9347.5000	9270.0000	9200.0000			9430.0000	9375.5425	4,83	-%30,0 ▼
22.07.2020	LINK/USDT	50	7.5600	7.6500	7.7300			7.4000		2,79	-%105,8 ▼
23.07.2020	COMP/USDT	50	158.0000	160.0000	162.0000			154.5000		11,92	%126,6 ▲
23.07.2020	XRP/USDT	50	0.2014	0.2035	0.2048			0.1975		1,40	%84,4 ▲
26.07.2020	DOGE/USDT	50	0.0032	0.0033	0.0033			0.0032	0.0032	0,10	-%18,9 ▼
27.07.2020	BTC/USDT	50	9955.0000	9995.0000	10100.0000			9850.0000	10065.0000	0,58	%55,2 ▲
27.07.2020	COMP/USDT	50	158.3000	159.8000	161.4000			154.3000		3,05	-%126,3 ▼
27.07.2020	ETC/USDT	50	7.1525	7.0400	6.9600			7.3500		0,58	%134,6 ▲
27.07.2020	IOST/USDT	50	0.0056	0.0056	0.0057			0.0055		2,13	-%105,5 ▼
27.07.2020	XRP/USDT	50	0.2176	0.2198	0.2215			0.2120		0,76	%50,6 ▲
28.07.2020	BTC/USDT	125	11056.0000	11140.0000	11250.0000			10750.0000		0,12	%95,0 ▲
28.07.2020	BTC/USDT	125	11230.0000	11330.0000	11400.0000			11050.0000		0,55	-%200,4 ▼
29.07.2020	BTC/USDT	125	11030.0000	11090.0000	11150.0000			10800.0000		0,94	%136,0 ▲
30.07.2020	LEND/USDT	50	0.3110	0.3040	0.3005			0.3160		0,63	-%80,4 ▼
30.07.2020	NEO/USDT	50	11.6880	11.8700	12.0500			11.4800		2,68	%77,9 ▲
30.07.2020	OMG/USDT	50	1.5815	1.5915	1.6090			1.5510	1.6070	8,69	%80,6 ▲

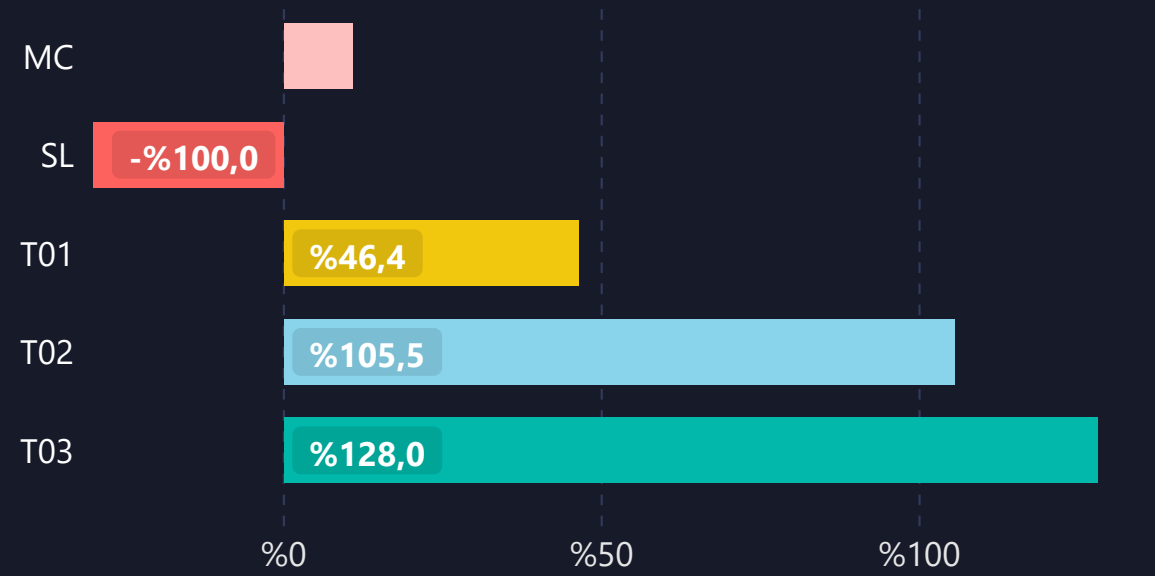


# 1) DETAILED STATS OF TARGETS (T1, T2, T3 etc.)

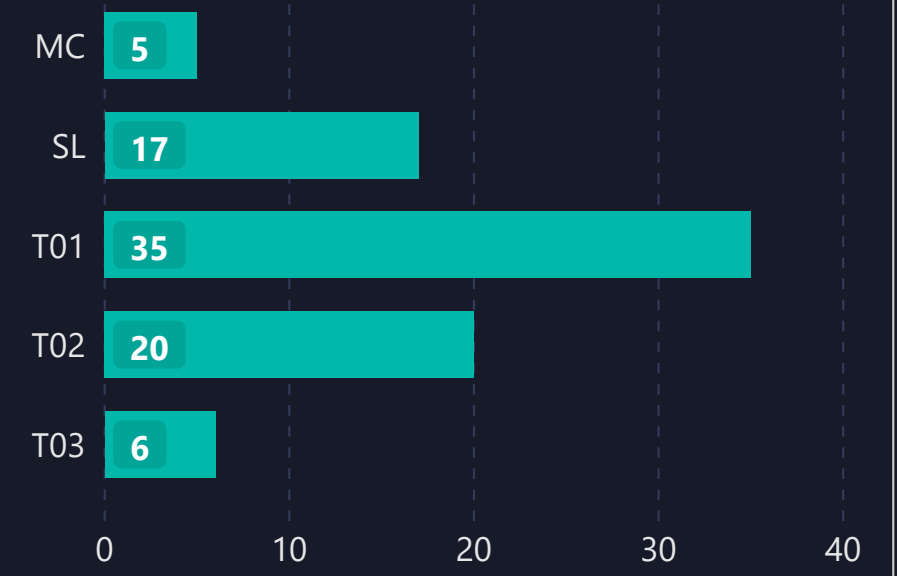
### AVERAGE HOURS TO HIT TARGETS



### AVERAGE PROFIT PER TARGET



### INDIVIDUAL TARGETS STATUS



# 2) TARGET DURATION vs PROFIT/LOSS SCATTER CHART

Targets ● MC ● SL ● T01 ● T02 ● T03

