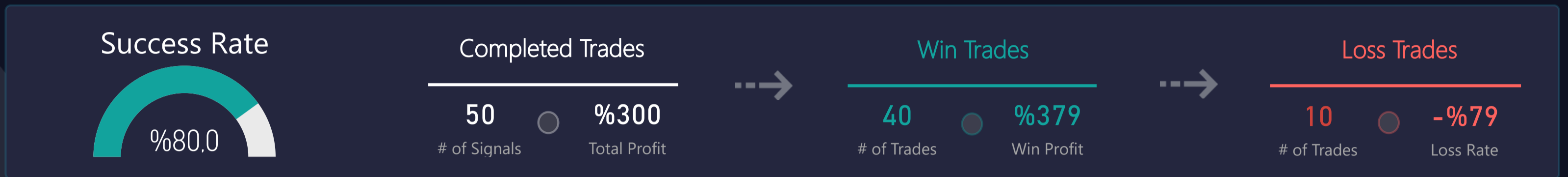


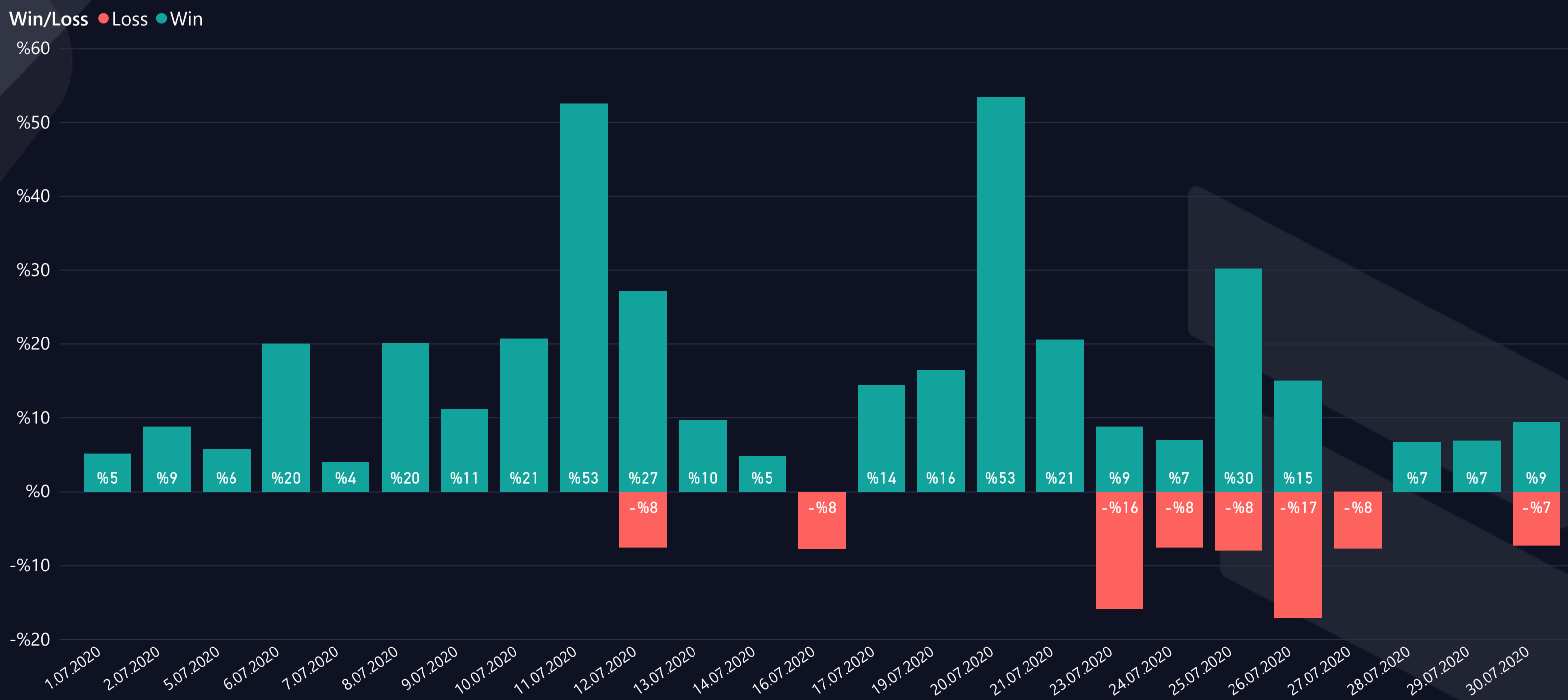


t.me/altsignals

ALTSIGNALS BINANCE SPOT VIP REPORT 2020 JULY



WIN & LOSS CHART



TOP WIN & LOSS TRADES

Signal Date	Pair	Final Profit	Duration (days)	Final Target
15.05.2020	ALGO/BTC	%48,5	57,80	T03
9.07.2020	BLZ/BTC	%27,1	3,46	T03
15.07.2020	EVX/BTC	%23,7	10,75	T03
14.07.2020	SKY/BTC	%15,9	6,75	T03
5.07.2020	KAVA/BTC	%15,9	6,33	T03

Signal Date	Pair	Total Loss	Duration (days)
18.07.2020	MTL/BTC	-%9,0	8,85
21.07.2020	HIVE/BTC	-%8,1	2,47
23.07.2020	BAT/BTC	-%8,0	4,52
13.07.2020	NANO/BTC	-%7,9	13,85
22.07.2020	AST/BTC	-%7,8	1,96



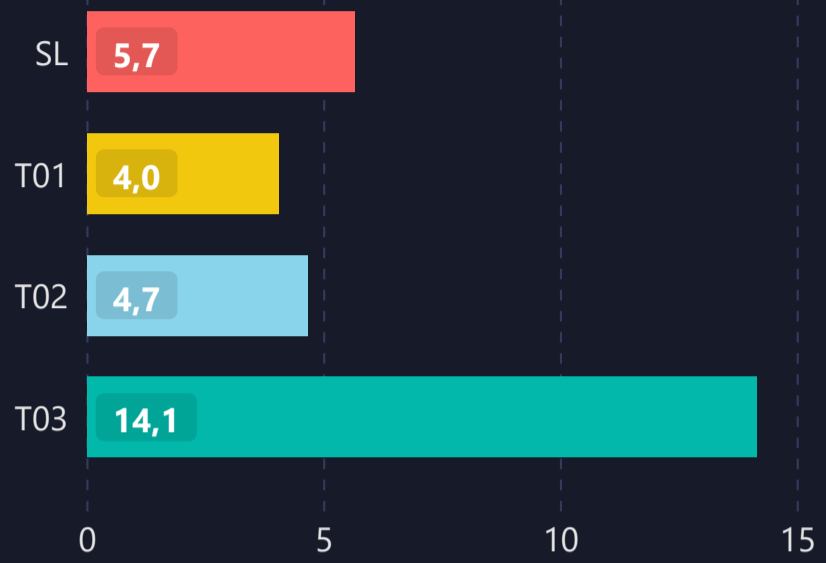
LIST OF ALL TRADES

Signal Date	Pair	Buy Rate	Target 1	Target 2	Target 3	Target 4	Stop Loss	Duration (Days)	Final Profit/Loss
15.05.2020	ALGO/BTC	0.00002060	0.00002120	0.00002240	0.00003060	0.00003850		57,80	%48,5 ▲
8.06.2020	XMR/BTC	0.00687800	0.00715400	0.00756600	0.00791000		0.00631000	25,51	%4,0 ▲
23.06.2020	XMR/BTC	0.00684400	0.00717100	0.00758500	0.00793000		0.00632600	10,39	%4,8 ▲
24.06.2020	XRP/BTC	0.00001970	0.00002049	0.00002168	0.00002266		0.00001808	20,64	%15,0 ▲
29.06.2020	BLZ/BTC	0.00000293	0.00000308	0.00000326	0.00000341		0.00000271	3,18	%5,1 ▲
1.07.2020	WTC/BTC	0.00003690	0.00003880	0.00004050	0.00004250		0.00003320	4,60	%15,2 ▲
3.07.2020	ZEN/BTC	0.00072715	0.00075620	0.00080000	0.00083620		0.00066710	4,29	%4,0 ▲
5.07.2020	ARDR/BTC	0.00000559	0.00000590	0.00000622	0.00000647		0.00000515	8,96	%5,6 ▲
5.07.2020	BLZ/BTC	0.00000374	0.00000395	0.00000416	0.00000435		0.00000344	1,09	%5,8 ▲
5.07.2020	KAVA/BTC	0.00013562	0.00014212	0.00015035	0.00015718		0.00012535	3,75	%15,9 ▲
5.07.2020	LUN/BTC	0.00001288	0.00001370	0.00001500	0.00001800		0.00001212	4,36	%6,4 ▲
5.07.2020	OAX/BTC	0.00000639	0.00000670	0.00000708	0.00000870		0.00000580	1,52	%4,9 ▲
6.07.2020	OMG/BTC	0.00001680	0.00001765	0.00001865	0.00001945		0.00001552	2,54	%5,1 ▲
6.07.2020	THETA/BTC	0.00002432	0.00002530	0.00002675	0.00002798		0.00002230	1,92	%15,0 ▲
8.07.2020	KNC/BTC	0.00017072	0.00017888	0.00018920	0.00019780		0.00015781	1,40	%4,8 ▲
9.07.2020	BLZ/BTC	0.00000354	0.00000380	0.00000400	0.00000450		0.00000328	2,82	%27,1 ▲
9.07.2020	DCR/BTC	0.00001713	0.00001795	0.00001898	0.00001984		0.00001582	1,38	%4,8 ▲
9.07.2020	NULS/BTC	0.00005993	0.00006280	0.00006642	0.00006943		0.00005539	3,42	-%7,6 ▼
10.07.2020	GAS/BTC	0.00001832	0.00001906	0.00002013	0.00002105		0.00001679	2,13	%4,0 ▲
10.07.2020	IOTA/BTC	0.00002691	0.00002800	0.00002960	0.00003095		0.00002469	3,66	%4,1 ▲
12.07.2020	PNT/BTC	0.00007648	0.00008014	0.00008475	0.00008860		0.00007070	3,06	%4,8 ▲
13.07.2020	NANO/BTC	0.00001108	0.00001180	0.00001250	0.00001350		0.00001020	13,85	-%7,9 ▼
13.07.2020	YOYO/BTC	0.00000110	0.00000118	0.00000125	0.00000140		0.00000101	3,83	-%7,8 ▼
14.07.2020	SKY/BTC	0.00005784	0.00006062	0.00006410	0.00006705		0.00005345	6,59	%15,9 ▲
14.07.2020	WABI/BTC	0.00001258	0.00001320	0.00001480	0.00001700		0.00001120	5,97	%5,0 ▲
15.07.2020	BNB/BTC	0.00192500	0.00205000	0.00235000	0.00280000		0.00170000	10,52	%6,5 ▲
15.07.2020	EVX/BTC	0.00002910	0.00003060	0.00003200	0.00003600		0.00002680	7,08	%23,7 ▲
15.07.2020	POWR/BTC	0.00001023	0.00001090	0.00001140	0.00001320		0.00000948	5,77	%11,5 ▲
15.07.2020	XLM/BTC	0.00001005	0.00001070	0.00001150	0.00001300		0.00000925	2,17	%14,4 ▲
17.07.2020	BAT/BTC	0.00002923	0.00003063	0.00003240	0.00003387		0.00002702	7,51	-%7,5 ▼
17.07.2020	DGB/BTC	0.00000223	0.00000235	0.00000248	0.00000259		0.00000206	4,10	%5,4 ▲
18.07.2020	CVC/BTC	0.00000323	0.00000350	0.00000360	0.00000385		0.00000298	1,83	%11,5 ▲
18.07.2020	MTL/BTC	0.00003725	0.00004200	0.00004400	0.00004480		0.00003388	8,85	-%9,0 ▼
18.07.2020	OMG/BTC	0.00001695	0.00001790	0.00002000	0.00002300		0.00001540	3,08	%5,6 ▲
19.07.2020	EOS/BTC	0.00027525	0.00028850	0.00030500	0.00031900		0.00025400	8,96	-%7,7 ▼
19.07.2020	GAS/BTC	0.00001915	0.00002007	0.00002122	0.00002219		0.00001769	2,98	%4,8 ▲
20.07.2020	COMP/BTC	0.00018214	0.00018943	0.00020036	0.00020947		0.00016710	1,03	%4,0 ▲
20.07.2020	CTSI/BTC	0.00000533	0.00000560	0.00000590	0.00000617		0.00000490	1,32	%15,8 ▲
20.07.2020	RDN/BTC	0.00002840	0.00002990	0.00003200	0.00003550		0.00002650	1,16	%5,3 ▲
20.07.2020	WTC/BTC	0.00000525	0.00000555	0.00000580	0.00000660		0.00000467	1,17	%5,7 ▲
21.07.2020	HIVE/BTC	0.00002595	0.00002705	0.00002860	0.00002991		0.00002385	2,47	-%8,1 ▼
22.07.2020	AST/BTC	0.00000770	0.00000807	0.00000853	0.00000892		0.00000710	1,96	-%7,8 ▼
22.07.2020	OAX/BTC	0.00000748	0.00000785	0.00000825	0.00000885		0.00000680	1,96	%4,9 ▲
23.07.2020	BAT/BTC	0.00002788	0.00003000	0.00003300	0.00003600		0.00002565	4,52	-%8,0 ▼
23.07.2020	EVX/BTC	0.00003225	0.00003450	0.00003700	0.00004100		0.00002940	2,49	%7,0 ▲
23.07.2020	STPT/BTC	0.00000207	0.00000215	0.00000230	0.00000245		0.00000170	1,08	%3,9 ▲
28.07.2020	LOOM/BTC	0.00000188	0.00000200	0.00000220	0.00000255		0.00000168	1,20	%6,7 ▲
28.07.2020	MANA/BTC	0.00000402	0.00000430	0.00000460	0.00000505		0.00000372	1,21	%7,0 ▲
30.07.2020	DLT/BTC	0.00000480	0.00000515	0.00000535	0.00000580		0.00000445	1,17	-%7,3 ▼
30.07.2020	EVX/BTC	0.00003200	0.00003500	0.00003650	0.00003900		0.00002920	1,17	%9,4 ▲

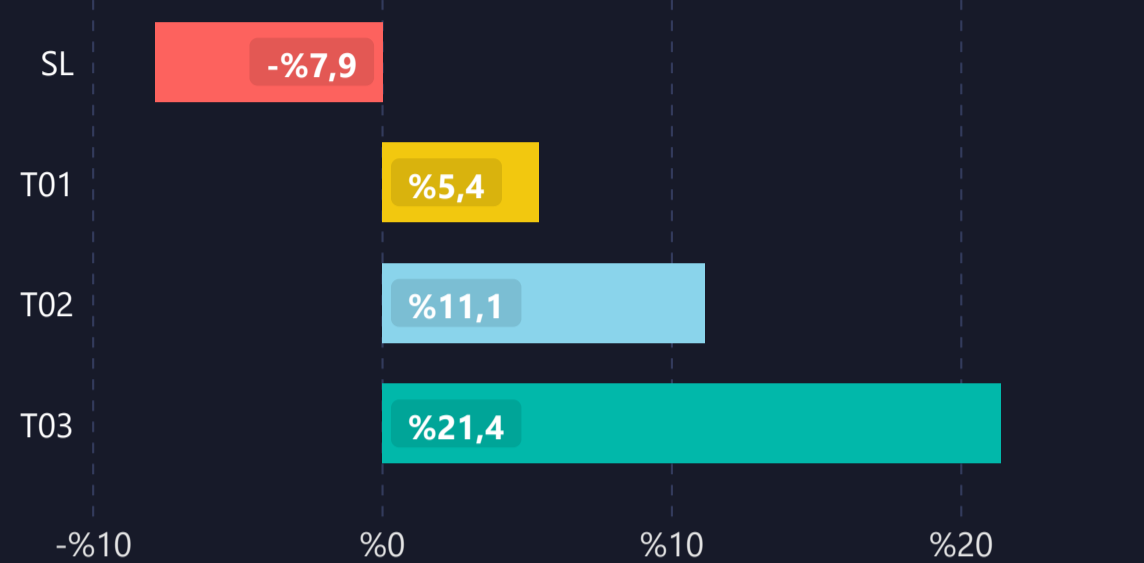


1) DETAILED STATS OF TARGETS (T1, T2, T3 etc.)

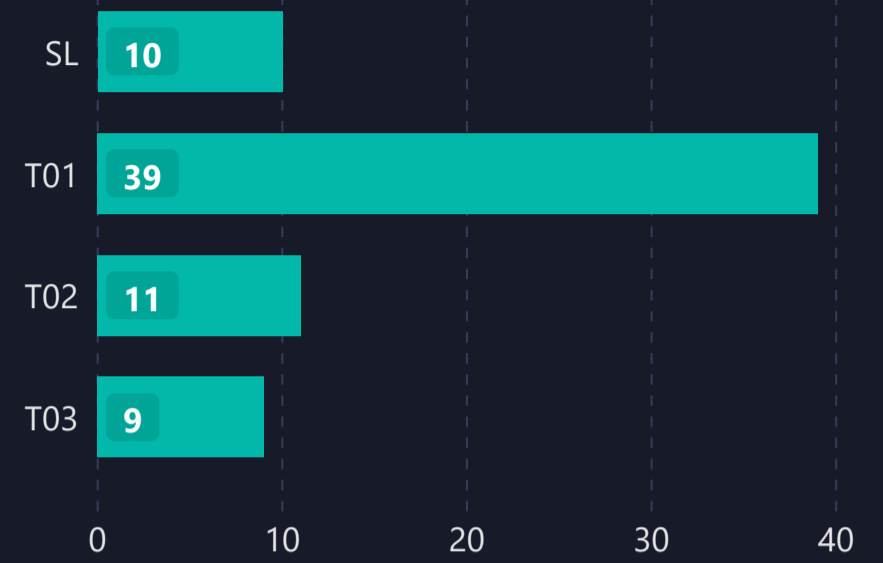
AVERAGE HOURS TO HIT TARGETS



AVERAGE PROFIT PER TARGET



INDIVIDUAL TARGETS STATUS



2) TARGET DURATION vs PROFIT/LOSS SCATTER CHART

Targets ● SL ● T01 ● T02 ● T03

