


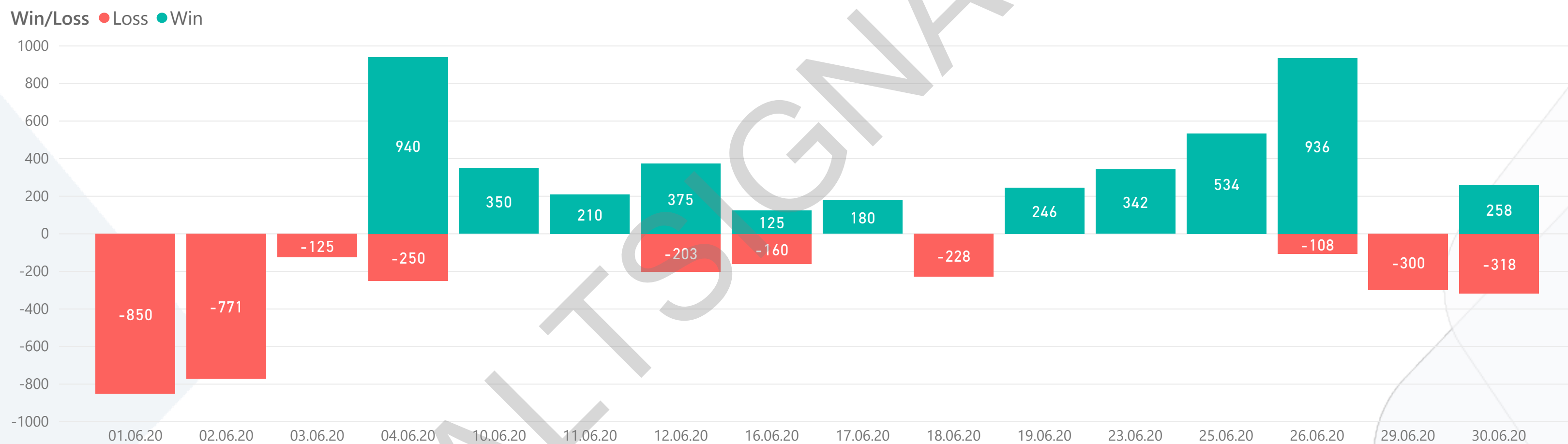


ALTFX REPORT 2020 JUNE

TOTAL PIPS
185



1) WIN & LOSS CHART



2) TOP WIN & LOSS TRADES

Signal Date	Pair	Buy Rate	Sell Rate	+ Pips	Dur. (hours)
22.06.2020	USD/CAD	1.3549	1.37750	126	94,6
3.06.2020	GBP/USD	1.2600	1.23	95	17,1
4.06.2020	EUR/USD	1.1207	1.13	93	5,5
23.06.2020	GBP/USD	1.2489	1.24	89	49,1
9.06.2020	GBP/CAD	1.7077	1.71520	75	69,8

Signal Date	Pair	Buy Rate	Sell Rate	- Pips	Dur. (hours)
1.06.2020	EUR/JPY	119.700	120.70000	-100	22,4
1.06.2020	GBP/JPY	133.570	134.44000	-87	5,8
1.06.2020	GBP/USD	1.2397	1.25	-65	1,3
30.06.2020	USD/CAD	1.3696	1.36430	-53	5,3
29.06.2020	EUR/AUD	1.6347	1.65100	-50	3,5

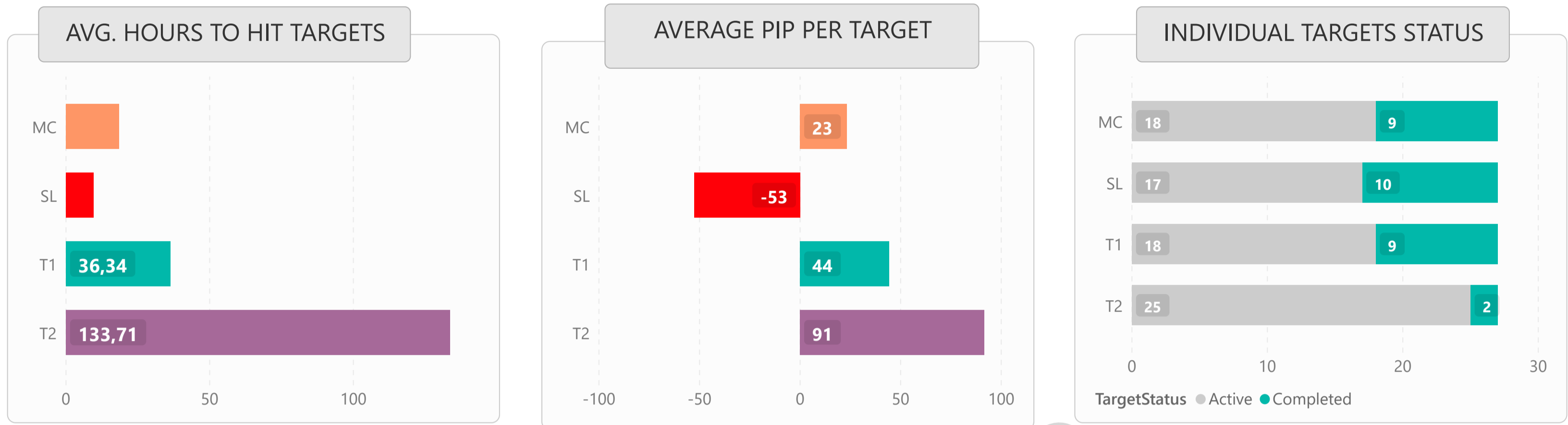


LIST OF ALL TRADES

Signal Date	Currency	Long/Short	Buy Rate	T1 Rate	T2 Rate	T3 Rate	SL Rate	Manual Close	Pips	Dur. (Hours)
1.06.2020	NZD/JPY	Short	67.664	66.171	65.676		68.106		-44	21,9
1.06.2020	GBP/USD	Short	1.2397	1.2332			1.2462		-65	1,3
1.06.2020	CAD/CHF	Short	0.7007	0.6956			0.7025		-18	0,9
1.06.2020	GBP/JPY	Short	133.570	132.540			134.440		-87	5,8
1.06.2020	EUR/JPY	Short	119.700	116.250			120.700		-100	22,4
2.06.2020	USD/CAD	Short	1.3498	1.3465			1.3570	1.3508	-10	0,4
3.06.2020	NZD/USD	Short	0.6415				0.6475	0.6440	-25	1,6
3.06.2020	GBP/USD	Short	1.2600	1.2265			1.2645	1.2505	95	17,1
4.06.2020	EUR/USD	Long	1.1207	1.1300			1.1150		93	5,5
4.06.2020	CAD/JPY	Long	80.790	81.090	81.390		80.290		-50	3,7
9.06.2020	AUD/CAD	Long	0.9325	0.9450			0.9285	0.9395	70	28,2
9.06.2020	GBP/CAD	Long	1.7077	1.6920			1.7100	1.7152	75	69,8
10.06.2020	NZD/USD	Short	0.6542	0.6300			0.6615	0.6500	42	15,9
11.06.2020	USD/JPY	Short	106.925	106.000			107.330		-41	21,1
16.06.2020	AUD/CAD	Long	0.9395	0.9418	0.9460		0.9363		-32	5,6
16.06.2020	USD/CHF	Short	0.9479	0.9452	0.9422	0.9362	0.9532		57	172,9
16.06.2020	NZD/JPY	Short	69.420	69.170	68.790		70.250		25	4,2
17.06.2020	EUR/CAD	Short	1.5236	1.5206	1.5176	1.5116	1.5286		30	3,5
17.06.2020	EUR/USD	Short	1.1220	1.1140			1.1258		-38	7,9
18.06.2020	NZD/JPY	Short	68.840	68.430	67.000		69.450		41	32,2
22.06.2020	USD/CAD	Long	1.3549	1.3585	1.3675	1.3775	1.3485		126	94,6
23.06.2020	GBP/USD	Short	1.2489	1.2400			1.2591		89	49,1
25.06.2020	EUR/NZD	Short	1.7460	1.7402	1.3000		1.7571	1.7478	-18	23,0
26.06.2020	AUD/JPY	Short	73.690	73.541	73.247		74.652	73.390	30	7,3
29.06.2020	EUR/AUD	Long	1.6347	1.6310			1.6510	1.6297	-50	3,5
29.06.2020	NZD/CAD	Short	0.8798	0.8755	0.8257		0.8831		43	21,5
30.06.2020	USD/CAD	Long	1.3696	1.3723	1.3753	1.3813	1.3643		-53	5,3



1) DETAILED STATS OF TARGETS (T1, T2, T3 etc.)



2) TARGET DURATION vs PROFIT/LOSS SCATTER CHART

