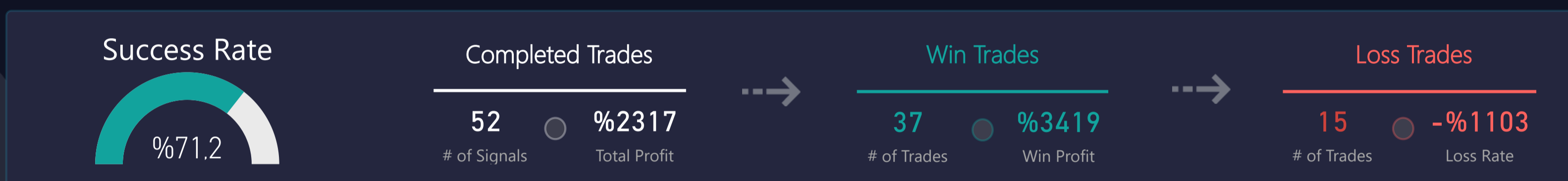




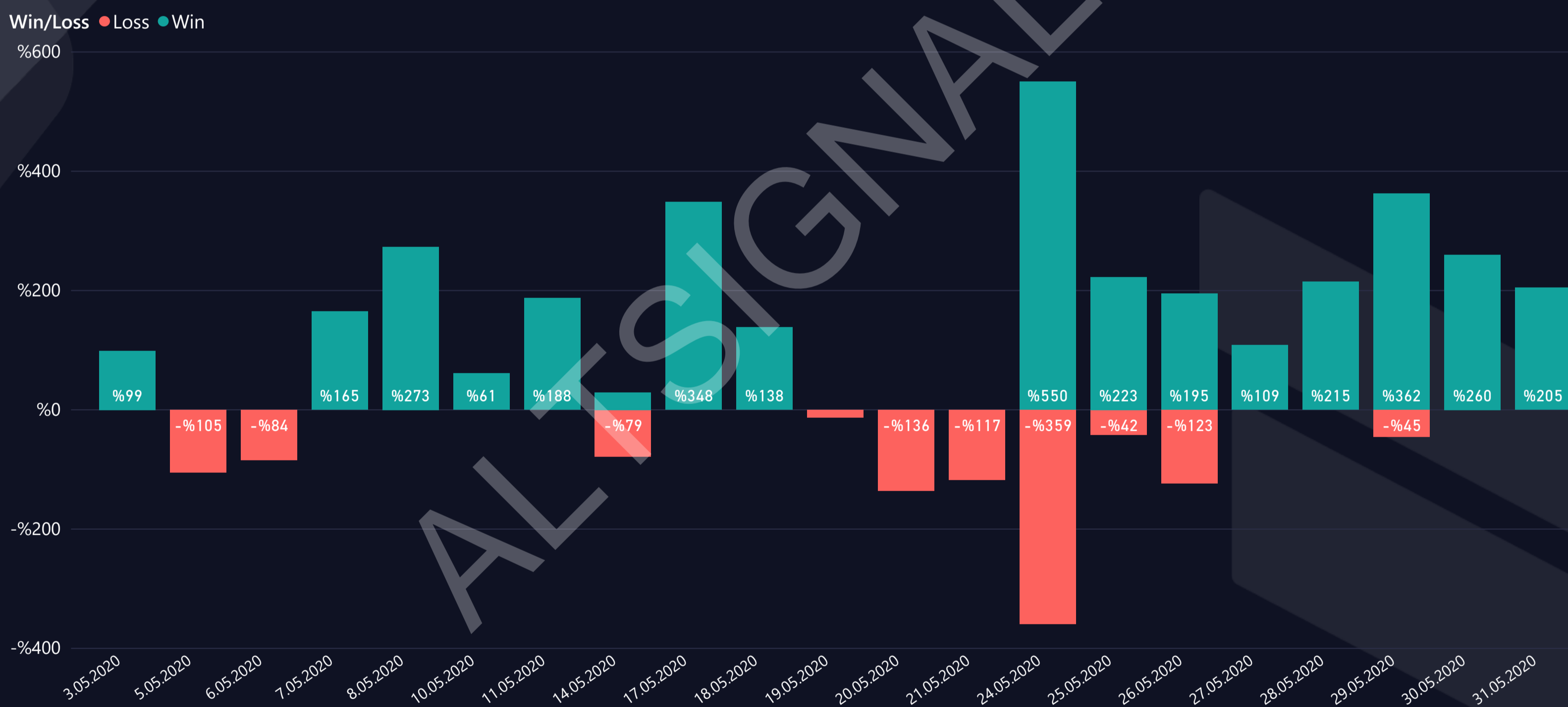
t.me/altsignals

# ALTSIGNALS BINANCE FUTURES VIP REPORT 2020 MAY

**TOTAL PROFIT**  
~%2317~



## WIN & LOSS CHART



## TOP WIN & LOSS TRADES

Signal Date	Pair	Final Profit	Tot. Dur. (hours)	Final Target
7.05.2020	IOST/USDT	%273,2	30,50	T04
25.05.2020	IOST/USDT	%222,6	7,05	T03
28.05.2020	EOS/USDT	%167,0	9,71	T02
24.05.2020	ADA/USDT	%165,0	0,48	T03
7.05.2020	DASH/USDT	%164,6	5,88	T04

Signal Date	Pair	Trade Loss	Tot. Dur. (hours)
24.05.2020	BNB/USDT	-%185,0	10,13
24.05.2020	LINK/USDT	-%174,0	7,28
19.05.2020	VET/USDT	-%135,8	28,50
26.05.2020	XRP/USDT	-%122,9	7,04
5.05.2020	LTC/USDT	-%104,7	3,32


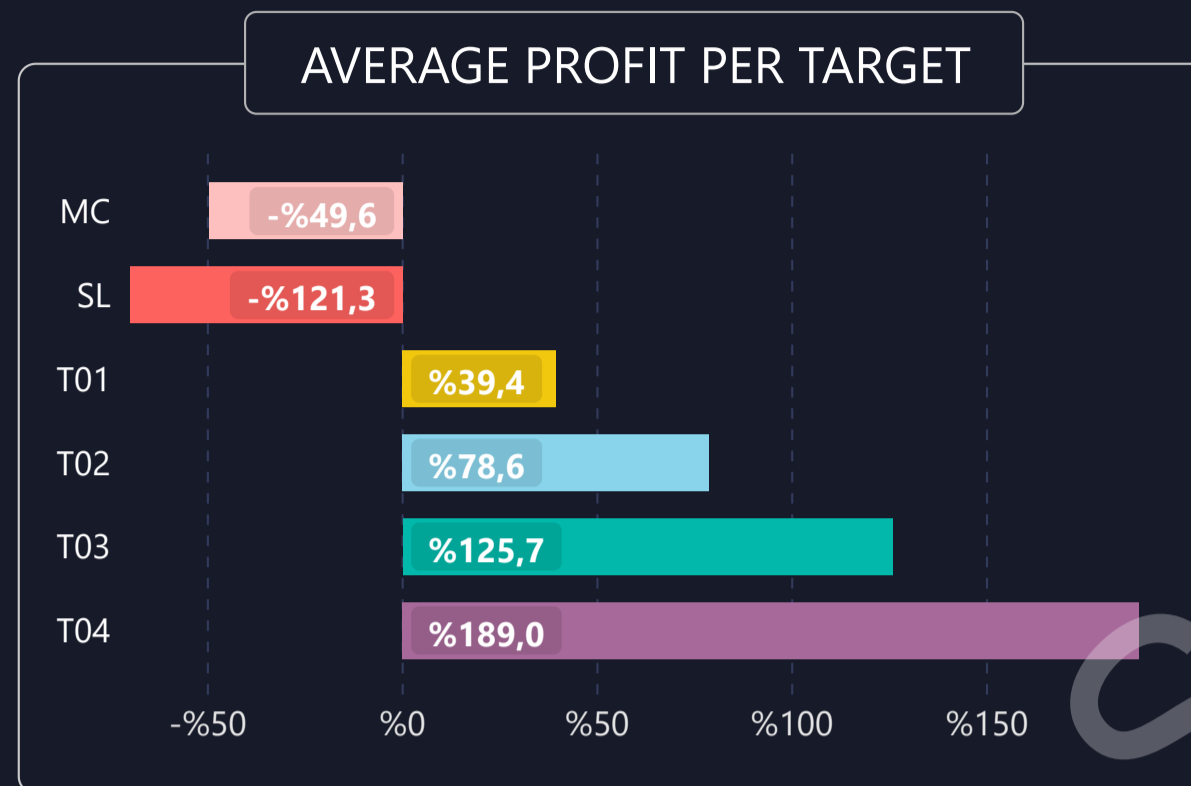
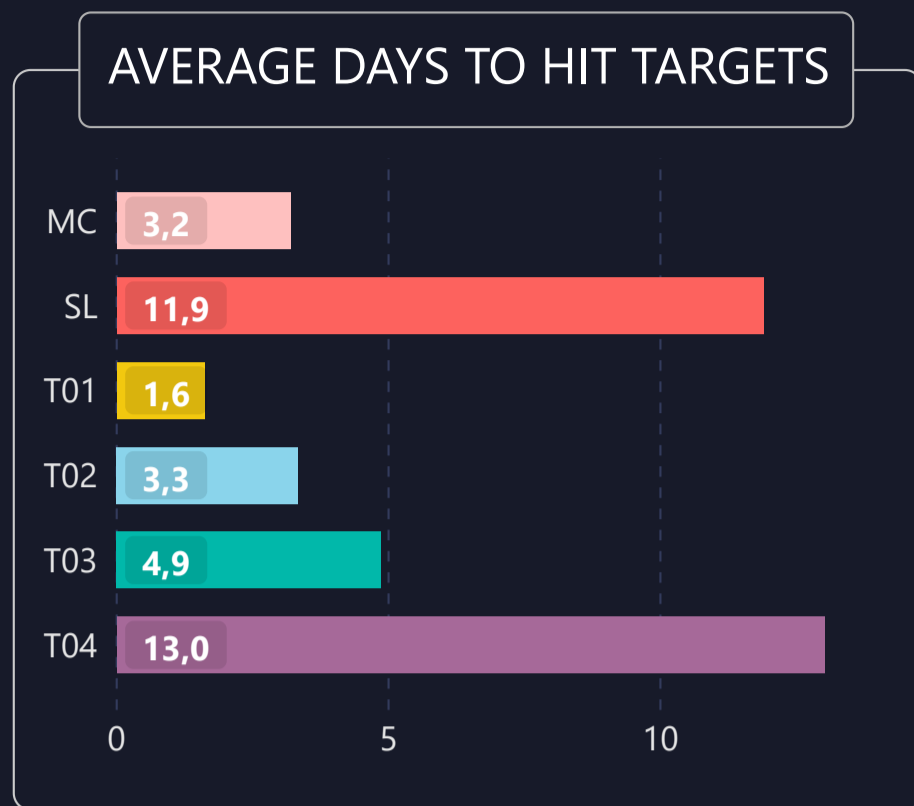


# LIST OF ALL TRADES

Signal Date	Pair	Buy Rate	Target 1	Target 2	Target 3	Target 4	Stop Loss	Manual Close	Final Profit/Loss	Total Dur. (Hours)
2.05.2020	BAT/USDT	0.1898	0.1925	0.1935	0.1950	0.1990	0.1855		%98,8 ▲	14,13
5.05.2020	LTC/USDT	47.2900	48.2000	49.0000	50.0000		45.5000	46.3000	-%104,7 ▼	3,32
6.05.2020	QTUM/USDT	1.5715	1.5950	1.6100	1.6500	1.7000	1.5450		-%84,3 ▼	8,70
7.05.2020	DASH/USDT	77.4500	78.0000	78.4000	79.0000	80.0000	76.1000		%164,6 ▲	5,88
7.05.2020	IOST/USDT	0.0037	0.0037	0.0038	0.0038	0.0039	0.0036		%273,2 ▲	30,50
10.05.2020	IOST/USDT	0.0033	0.0034	0.0034	0.0034		0.0032		%60,9 ▲	0,44
11.05.2020	IOTA/USDT	0.1808	0.1830	0.1860	0.1930		0.1750		%60,8 ▲	0,76
11.05.2020	TRX/USDT	0.0142	0.0144	0.0145	0.0150	0.0139	0.0139		%126,8 ▲	1,18
14.05.2020	ETC/USDT	6.3200	6.3570	6.4210	6.4650	6.5280	6.1960		%29,3 ▲	0,20
14.05.2020	LINK/USDT	3.8130	3.8510	3.8900	3.9170	3.9510	3.7530		-%78,7 ▼	5,09
16.05.2020	XTZ/BTC	2.58300000	2.59800000	2.62400000	2.64200000	2.66500000	2.52400000		%158,7 ▲	11,70
17.05.2020	NEO/USDT	10.2890	10.3507	10.4536	10.5256	10.6182	10.0576		%30,0 ▲	2,25
17.05.2020	QTUM/USDT	1.5730	1.5824	1.5981	1.6091	1.6233	1.5376		%79,8 ▲	11,59
17.05.2020	XLM/USDT	0.0696	0.0700	0.0707	0.0712	0.0718	0.0681		%159,5 ▲	3,98
18.05.2020	VET/USDT	0.0046	0.0046	0.0047	0.0047	0.0048	0.0045		%29,3 ▲	0,93
18.05.2020	XRP/USDT	0.2060	0.2072	0.2092	0.2107	0.2125	0.2013		%29,1 ▲	1,07
19.05.2020	ETH/USDT	212.2200	209.3500	208.6300	205.3300	198.4600	217.0000	212.7800	-%13,2 ▼	1,08
19.05.2020	VET/USDT	0.0045	0.0044	0.0044	0.0043		0.0046		-%135,8 ▼	28,50
21.05.2020	BCH/USDT	240.5000	244.0000	246.0000	247.0000	249.0000	236.0000	239.1200	-%28,7 ▼	3,15
21.05.2020	EOS/USDT	2.5915	2.5618	2.5644	2.5662	2.5686	2.5440	2.5810	-%20,3 ▼	6,53
21.05.2020	ETC/USDT	6.4785	6.5470	6.6110	6.6560	6.7150	6.3600	6.4270	-%39,7 ▼	3,14
21.05.2020	XRP/USDT	0.2022	0.2045	0.2065	0.2076	0.2095	0.1984	0.2010	-%28,4 ▼	3,22
23.05.2020	ETC/USDT	6.5510	6.5900	6.6550	6.7010		6.4030		%114,5 ▲	6,82
24.05.2020	ADA/USDT	0.0546	0.0543	0.0539	0.0534		0.0568		%165,0 ▲	0,48
24.05.2020	ADA/USDT	0.0556	0.0561	0.0567	0.0571		0.0545		%50,8 ▲	5,29
24.05.2020	BNB/USDT	16.6850	16.8206	16.9209	17.0881		16.0678		-%185,0 ▼	10,13
24.05.2020	IOST/USDT	0.0040	0.0040	0.0040	0.0040		0.0042		%110,0 ▲	2,56
24.05.2020	IOST/USDT	0.0040	0.0041	0.0041	0.0041		0.0038		%110,0 ▲	1,52
24.05.2020	LINK/USDT	4.0068	4.0326	4.0566	4.0997		3.0865	3.9138	-%174,0 ▼	7,28
25.05.2020	IOST/USDT	0.0042	0.0042	0.0042	0.0043		0.0041		%222,6 ▲	7,05
25.05.2020	XLM/USDT	0.0645	0.0638	0.0634	0.0628		0.0670	0.0648	-%33,7 ▼	1,01
25.05.2020	XTZ/USDT	2.7095	2.6700	2.6480	2.6190		2.7810	2.7140	-%8,3 ▼	0,72
26.05.2020	BNB/USDT	16.1550	16.0353	15.9385	15.7772		16.7449		%37,0 ▲	2,96
26.05.2020	LTC/USDT	42.5650	41.8000	41.1800	39.8000	39.2200	43.7200		%89,9 ▲	8,10
26.05.2020	XMR/USDT	61.6650	60.8300	60.3300	59.6600	57.6700	63.3500		%67,7 ▲	3,17
26.05.2020	XRP/USDT	0.0196	0.0197	0.0198	0.0198		0.0192		-%122,9 ▼	7,04
27.05.2020	NEO/USDT	10.0920	10.1530	10.2540	10.3250		9.8650		%30,2 ▲	1,09
27.05.2020	QTUM/USDT	1.6550	1.6640	1.6810	1.7070		1.6170		%78,5 ▲	4,61
28.05.2020	BTC/USDT	9161.6000	9189.0848	9216.5696	9253.2160		9021.7901		%125,0 ▲	1,40
28.05.2020	BTC/USDT	9435.4200	9397.6921	9369.4142	9331.7103		9562.9410	9469.3400	-%44,9 ▼	2,27
28.05.2020	EOS/USDT	2.5750	2.5900	2.6610			2.5170		%167,0 ▲	9,71
28.05.2020	IOST/USDT	0.0045	0.0046	0.0046	0.0046		0.0044		%90,0 ▲	0,94
29.05.2020	BTC/USDT	9488.9000	9519.5231	9547.9962	9585.9605		9368.1656		%127,9 ▲	0,60
29.05.2020	ETC/USDT	7.2000	7.2430	7.3150	7.3650		7.0380	7.1637	%79,9 ▲	5,20
29.05.2020	ETH/USDT	221.1499	220.4865	219.8230	218.9384		224.9191	222.1400	%22,5 ▲	1,42
29.05.2020	IOST/USDT	0.0045	0.0046	0.0046	0.0046		0.0044		%45,0 ▲	0,04
30.05.2020	ETC/USDT	7.1641	7.1191	7.0976	7.0331		7.3093		%69,6 ▲	5,67
30.05.2020	ETH/USDT	236.2200	237.2370	237.9466	238.8927		232.9568		%84,9 ▲	5,10
30.05.2020	IOST/USDT	0.0046	0.0046	0.0046	0.0045		0.0048		%20,5 ▲	0,58
30.05.2020	IOST/USDT	0.0047	0.0047	0.0047	0.0048		0.0046		%90,0 ▲	2,43
31.05.2020	BTC/USDT	9575.8000	9604.5273	9633.2547	9671.5579		9444.6376		%75,0 ▲	1,32
31.05.2020	ETH/USDT	238.3100	239.0249	239.7398	240.6931		234.7891		%45,0 ▲	0,02



# 1) DETAILED STATS OF TARGETS (T1, T2, T3 etc.)



# 2) TARGET DURATION vs PROFIT/LOSS SCATTER CHART

Targets ● MC ● SL ● T01 ● T02 ● T03 ● T04

