



t.me/altsignals

ALTSIGNALS BINANCE SPOT VIP REPORT 2020 MAY



Success Rate: **%86.2**

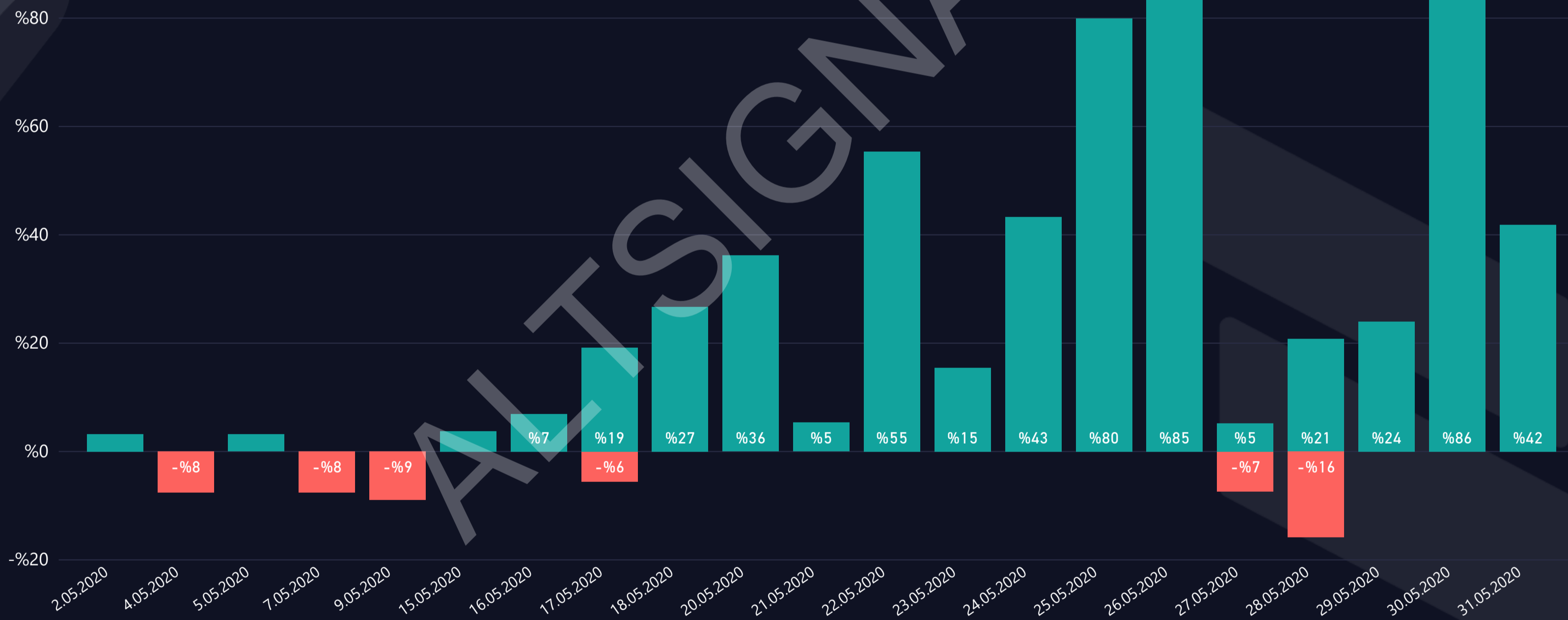
Completed Trades: **58** # of Signals, **%508** Total Profit

Win Trades: **50** # of Trades, **%561** Win Profit

Loss Trades: **8** # of Trades, **-%53** Loss Rate

WIN & LOSS CHART

Win/Loss ● Loss ● Win



TOP WIN & LOSS TRADES

Signal Date	Pair	Final Profit	Total Dur. (Days)	Final Target
28.05.2020	ADA/BTC	%25,3	3	T04
23.05.2020	BQX/BTC	%21,7	3	T04
24.05.2020	WTC/BTC	%21,5	3	T04
25.05.2020	CTXC/BTC	%20,8	4	T04
23.05.2020	AST/BTC	%20,1	3	T04

Signal Date	Pair	Total Loss	Total Duration (Days)
8.05.2020	KMD/BTC	-%8,9	2
27.05.2020	SOL/BTC	-%8,3	2
27.05.2020	PPT/BTC	-%7,6	2
2.05.2020	WABI/BTC	-%7,6	3
5.05.2020	ALGO/BTC	-%7,5	2

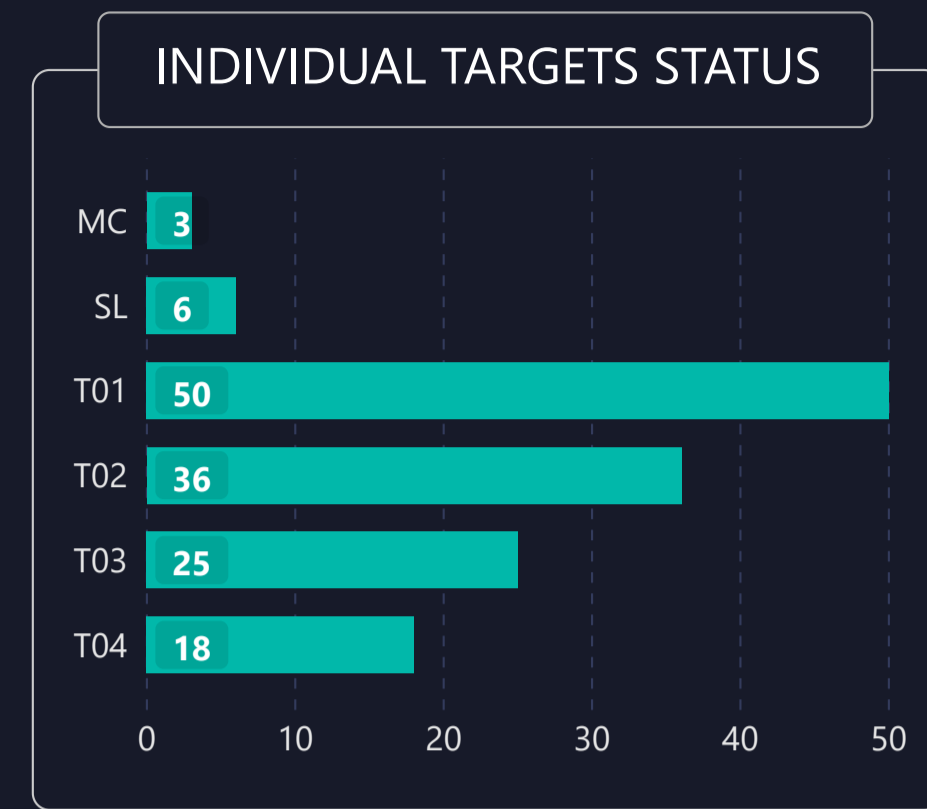
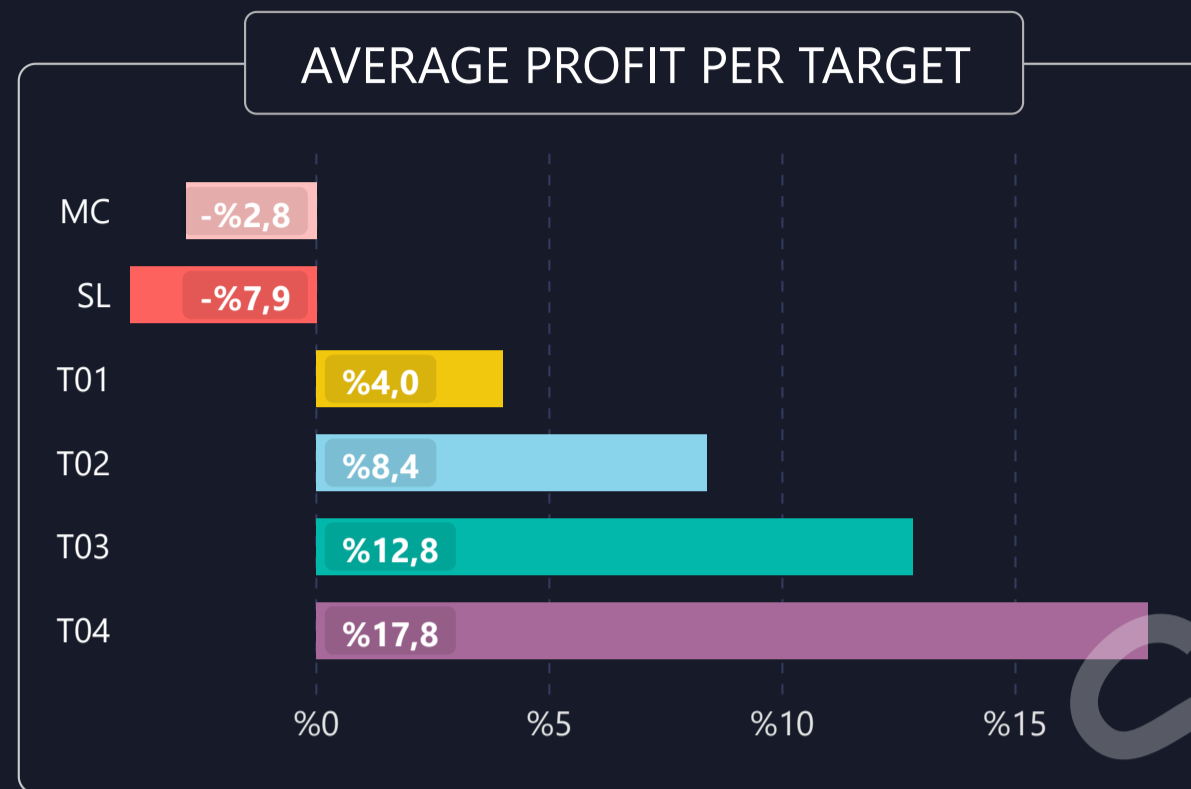
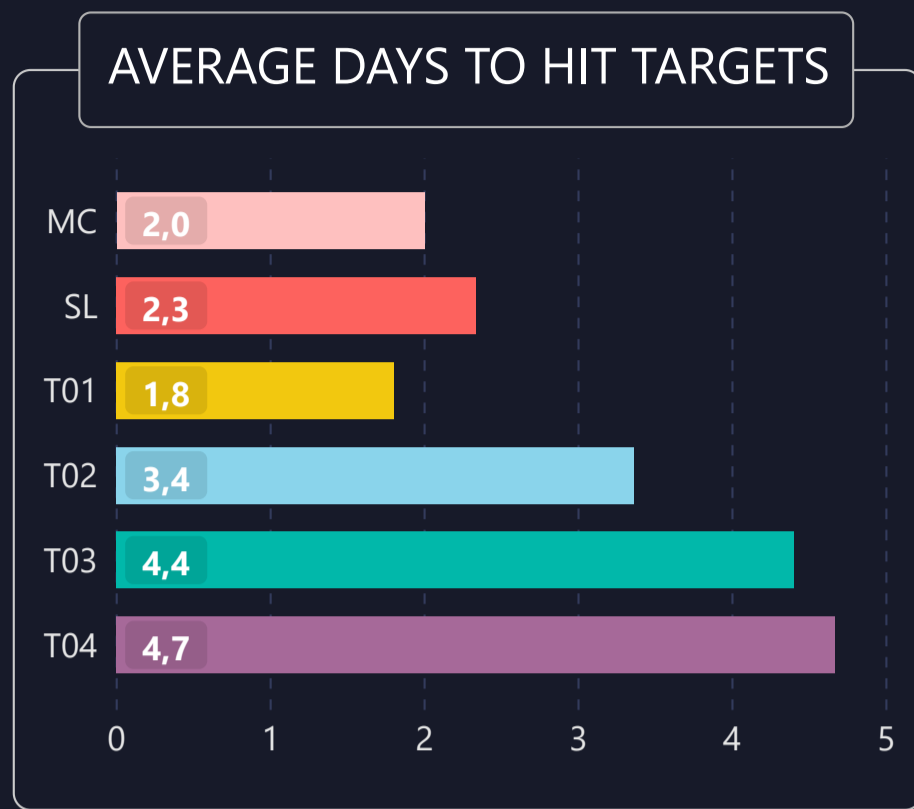


LIST OF ALL TRADES

Signal Date	Pair	Buy Rate	Target 1	Target 2	Target 3	Target 4	Stop Loss	Manual Close	Final Profit/Loss	Total Dur. (Days)
2.05.2020	BEAM/BTC	0.0000402	0.0000415	0.0000427	0.0000443	0.0000467	0.0000368		%3,2 ▲	1
2.05.2020	WABI/BTC	0.00001052	0.00001092	0.00001124	0.00001166	0.00001220	0.00000972		-%7,6 ▼	3
5.05.2020	ALGO/BTC	0.00002337	0.00002427	0.00002498	0.00002592		0.00002161		-%7,5 ▼	2
5.05.2020	FET/BTC	0.00000221	0.00000228	0.00000235	0.00000244		0.00000202		%3,2 ▲	1
8.05.2020	KMD/BTC	0.00000635	0.00000670	0.00000679	0.00000705	0.00000737	0.00000578		-%8,9 ▼	2
15.05.2020	ALGO/BTC	0.00002060	0.00002120	0.00002240	0.00003060	0.00003850			%8,7 ▲	8
15.05.2020	WABI/BTC	0.00000849	0.00000882	0.00000908	0.00000942	0.00000985	0.00000784		%6,9 ▲	2
15.05.2020	ZRX/BTC	0.00004219	0.00004378	0.00004505	0.00004675	0.00004930	0.00003899		%3,8 ▲	1
16.05.2020	ANKR/BTC	0.00000018	0.00000019	0.00000020	0.00000021	0.00000022	0.00000015		%16,7 ▲	3
16.05.2020	BCD/BTC	0.00005735	0.00005952	0.00006125	0.00006356	0.00006644	0.00005300	0.00005663	-%1,3 ▼	2
16.05.2020	NEBL/BTC	0.00004614	0.00004753	0.00004891	0.00005076	0.00005307	0.00004233		%10,0 ▲	3
16.05.2020	RVN/BTC	0.00000207	0.00000214	0.00000220	0.00000228	0.00000229	0.00000189	0.00000198	-%4,3 ▼	2
16.05.2020	SNM/BTC	0.00000069	0.00000072	0.00000074	0.00000076	0.00000080	0.00000063		%15,9 ▲	2
16.05.2020	VITE/BTC	0.00000125	0.00000129	0.00000133	0.00000138	0.00000144	0.00000114	0.00000122	%3,2 ▲	2
17.05.2020	NEO/BTC	0.00001074	0.00001116	0.00001148	0.00001192	0.00001246	0.00000993		%11,0 ▲	15
18.05.2020	ICX/BTC	0.00002942	0.00003031	0.00003119	0.00003237	0.00003384	0.00002699		%15,0 ▲	3
18.05.2020	KAVA/BTC	0.00005830	0.00006005	0.00006180	0.00006414	0.00006705	0.00005349		%15,0 ▲	2
19.05.2020	BLZ/BTC	0.00000162	0.00000168	0.00000173	0.00000180	0.00000188	0.00000149		%16,4 ▲	7
19.05.2020	LEND/BTC	0.00000618	0.00000637	0.00000656	0.00000680	0.00000711	0.00000567		%6,1 ▲	2
19.05.2020	POA/BTC	0.00000101	0.00000105	0.00000110	0.00000115	0.00000120	0.00000092		%18,8 ▲	6
19.05.2020	VIA/BTC	0.00001347	0.00001390	0.00001430	0.00001480	0.00001550	0.00001235		%15,1 ▲	4
19.05.2020	VITE/BTC	0.00000131	0.00000135	0.00000140	0.00000145	0.00000150	0.00000120		%14,5 ▲	6
20.05.2020	ARN/BTC	0.00001150	0.00001195	0.00001230	0.00001275	0.00001390	0.00001060		%7,0 ▲	4
20.05.2020	BAT/BTC	0.00002144	0.00002225	0.00002290	0.00002380	0.00002485	0.00001980		%11,0 ▲	12
20.05.2020	BTS/BTC	0.00000197	0.00000205	0.00000210	0.00000220	0.00000225	0.00000180		%14,5 ▲	3
20.05.2020	CND/BTC	0.00000066	0.00000067	0.00000069	0.00000072	0.00000075	0.00000060		%5,3 ▲	1
20.05.2020	XTZ/BTC	0.00002920	0.00003030	0.00003120	0.00003235	0.00003385	0.00002699		%6,8 ▲	6
20.05.2020	XZC/BTC	0.00004523	0.00004695	0.00004830	0.00005010	0.00005240	0.00004181		%15,9 ▲	6
20.05.2020	ZEC/BTC	0.00005012	0.00005160	0.00005310	0.00005515	0.00005765	0.00004598		%15,0 ▲	12
21.05.2020	DLT/BTC	0.00000355	0.00000365	0.00000375	0.00000390	0.00000410	0.00000325		%15,5 ▲	4
22.05.2020	BCD/BTC	0.00006034	0.00006276	0.00006638	0.00006940	0.00007241	0.00005536		%10,0 ▲	3
22.05.2020	KAVA/BTC	0.00007500	0.00007800	0.00008250	0.00008620	0.00009000	0.00006880		%20,0 ▲	4
22.05.2020	NANO/BTC	0.00000967	0.00001005	0.00001065	0.00001115	0.00001210	0.00000885		%10,1 ▲	1
22.05.2020	PIVX/BTC	0.00003090	0.00003215	0.00003400	0.00003550	0.00003710	0.00002385		%20,1 ▲	9
23.05.2020	AST/BTC	0.00000184	0.00000192	0.00000203	0.00000212	0.00000221	0.00000168		%20,1 ▲	3
23.05.2020	BQX/BTC	0.00000337	0.00000355	0.00000375	0.00000390	0.00000410	0.00000310		%21,7 ▲	3
23.05.2020	PPT/BTC	0.00003470	0.00003635	0.00003845	0.00004020	0.00004195	0.00003206		%10,8 ▲	4
24.05.2020	AION/BTC	0.00001034	0.00001085	0.00001145	0.00001200	0.00001250	0.00000955		%4,9 ▲	2
24.05.2020	CMT/BTC	0.00000109	0.00000115	0.00000120	0.00000125	0.00000140	0.00000100		%10,1 ▲	7
24.05.2020	WTC/BTC	0.00000338	0.00000355	0.00000375	0.00000390	0.00000410	0.00000310		%21,5 ▲	3
25.05.2020	ARK/BTC	0.00002550	0.00002650	0.00002805	0.00002930	0.00003060	0.00002338		%3,9 ▲	2
25.05.2020	CTXC/BTC	0.00001048	0.00001097	0.00001160	0.00001215	0.00001265	0.00000967		%20,8 ▲	4
25.05.2020	EVX/BTC	0.00002025	0.00002106	0.00002228	0.00002330	0.00002430	0.00001857		%10,0 ▲	2
26.05.2020	COTI/BTC	0.00000263	0.00000276	0.00000292	0.00000305	0.00000318	0.00000243		-%7,4 ▼	3
26.05.2020	EDO/BTC	0.00003729	0.00003910	0.00004134	0.00004322	0.00004451	0.00003448		%4,9 ▲	1
26.05.2020	RVN/BTC	0.00000232	0.00000244	0.00000258	0.00000270	0.00000281	0.00000214		%5,2 ▲	1
26.05.2020	VITE/BTC	0.00000168	0.00000175	0.00000185	0.00000194	0.00000202	0.00000154		%4,2 ▲	1
26.05.2020	ZIL/BTC	0.00000142	0.00000148	0.00000157	0.00000164	0.00000171	0.00000130		%4,2 ▲	1
27.05.2020	PPT/BTC	0.00003794	0.00003975	0.00004205	0.00004396	0.00004587	0.00003506		-%7,6 ▼	2
27.05.2020	SOL/BTC	0.00006656	0.00006922	0.00007321	0.00007654	0.00007986	0.00006106		-%8,3 ▼	2
27.05.2020	XLM/BTC	0.00000732	0.00000767	0.00000811	0.00000848	0.00000885	0.00000676		%4,9 ▲	5
28.05.2020	ADA/BTC	0.00000605	0.00000630	0.00000666	0.00000695	0.00000758	0.00000555		%25,3 ▲	3
28.05.2020	ADX/BTC	0.00000948	0.00000994	0.00001051	0.00001099	0.00001146	0.00000876		%4,9 ▲	2
28.05.2020	ARN/BTC	0.00001221	0.00001280	0.00001354	0.00001415	0.00001477	0.00001128		%10,9 ▲	3
29.05.2020	WAN/BTC	0.00001954	0.00002033	0.00002150	0.00002248		0.00001792		%4,0 ▲	1
29.05.2020	YOYO/BTC	0.00000093	0.00000097	0.00000103	0.00000107		0.00000085		%15,1 ▲	1
29.05.2020	ZEN/BTC	0.00006277	0.00006530	0.00006905	0.00007219		0.00005759		%15,0 ▲	2
30.05.2020	BQX/BTC	0.00000436	0.00000454	0.00000480	0.00000502	0.00000524	0.00000400		%4,1 ▲	1



1) DETAILED STATS OF TARGETS (T1, T2, T3 etc.)



2) TARGET DURATION vs PROFIT/LOSS SCATTER CHART

Targets ● MC ● SL ● T01 ● T02 ● T03 ● T04

