




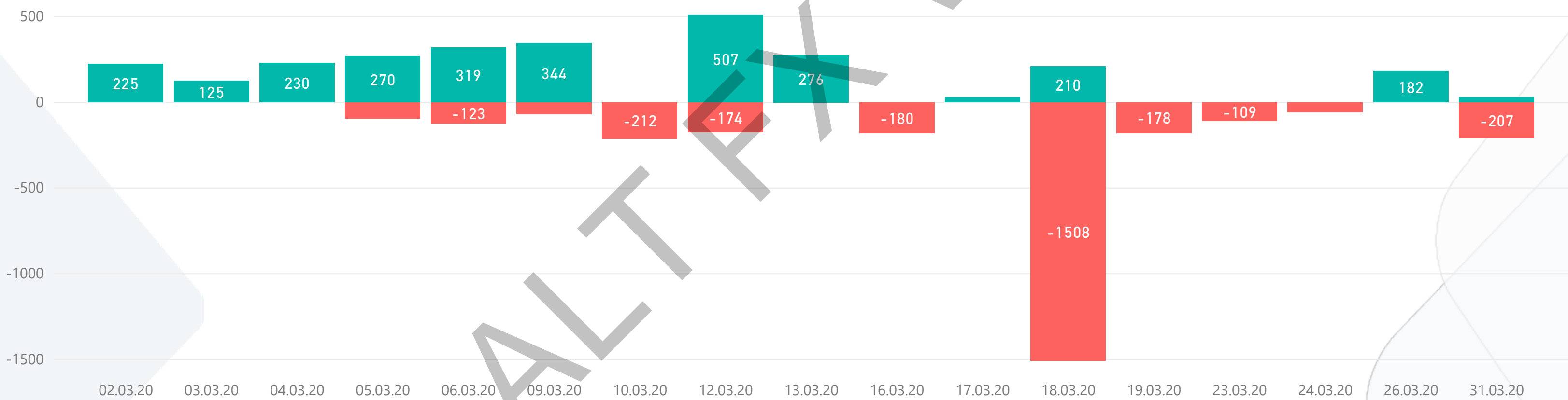
ALTFX REPORT 2020 MARCH

TOTAL PIPS
-164



1) WIN & LOSS CHART

Win/Loss ● Loss ● Win



2) TOP WIN & LOSS TRADES

Signal Date	Pair	Buy Rate	Sell Rate	+ Pips	Dur. (hours)
5.03.2020	GBP/JPY	139.880	136.43600	344	93,2
10.03.2020	EUR/CAD	1.5660	1.53600	300	49,0
9.03.2020	CAD/JPY	75.080	77.84000	276	104,7
9.03.2020	EUR/USD	1.1430	1.12	207	69,3
3.03.2020	USD/JPY	107.820	106.00000	182	60,2

Signal Date	Pair	Buy Rate	Sell Rate	- Pips	Dur. (hours)
9.03.2020	WTICO/USD	28.3000	24.20	-410	209,3
17.03.2020	WTICO/USD	27.8000	24.00	-380	18,9
18.03.2020	WTICO/USD	24.2000	20.85	-335	4,1
16.03.2020	GBP/JPY	130.300	128.00000	-230	50,1
9.03.2020	USD/JPY	102.400	104.51600	-212	18,2

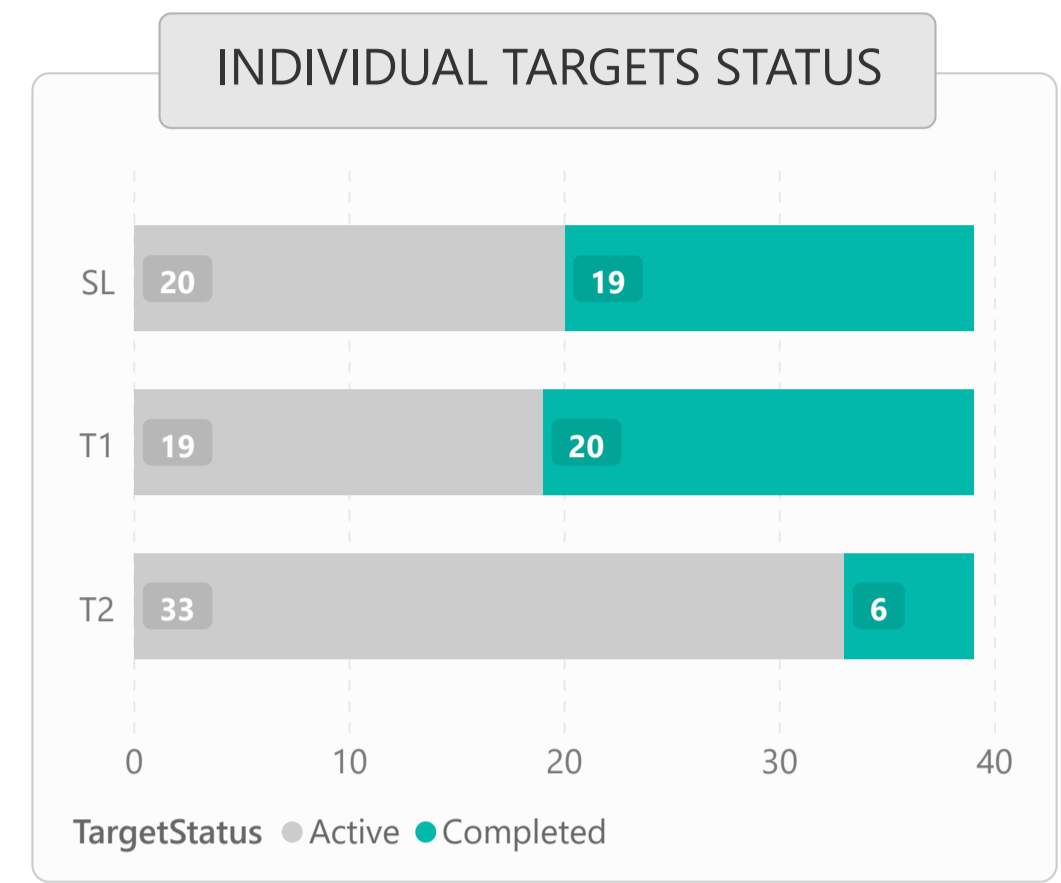
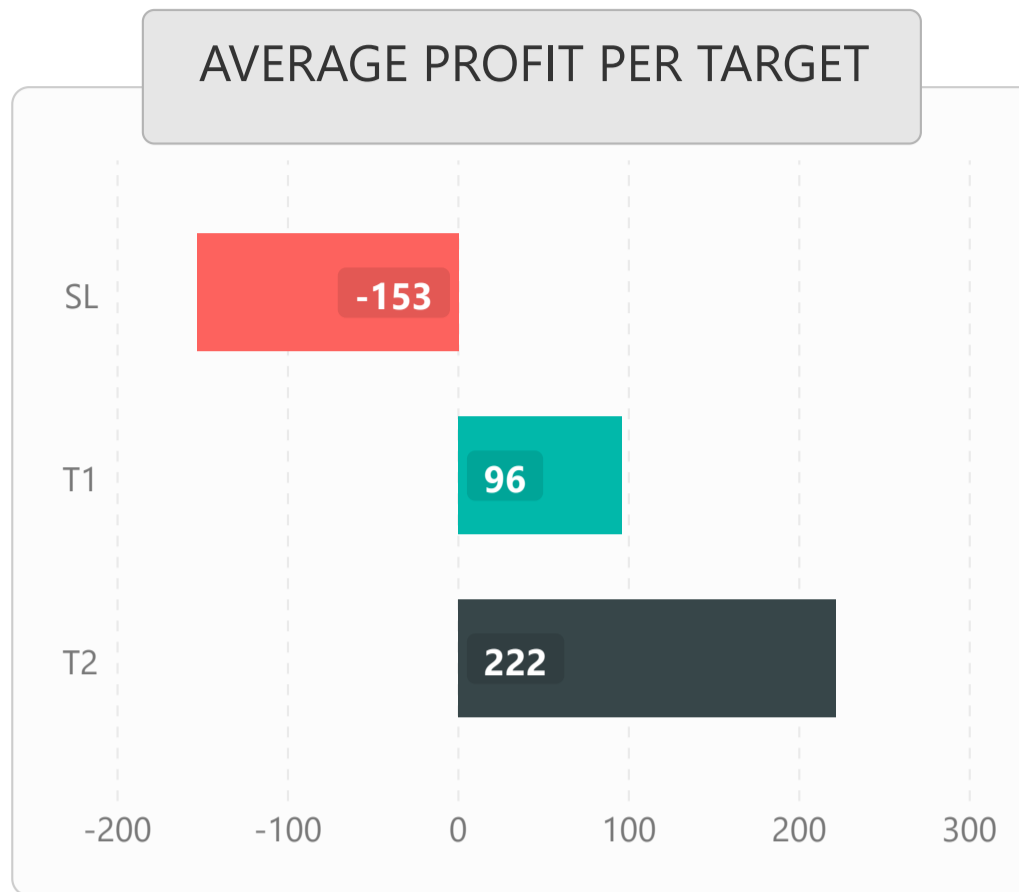
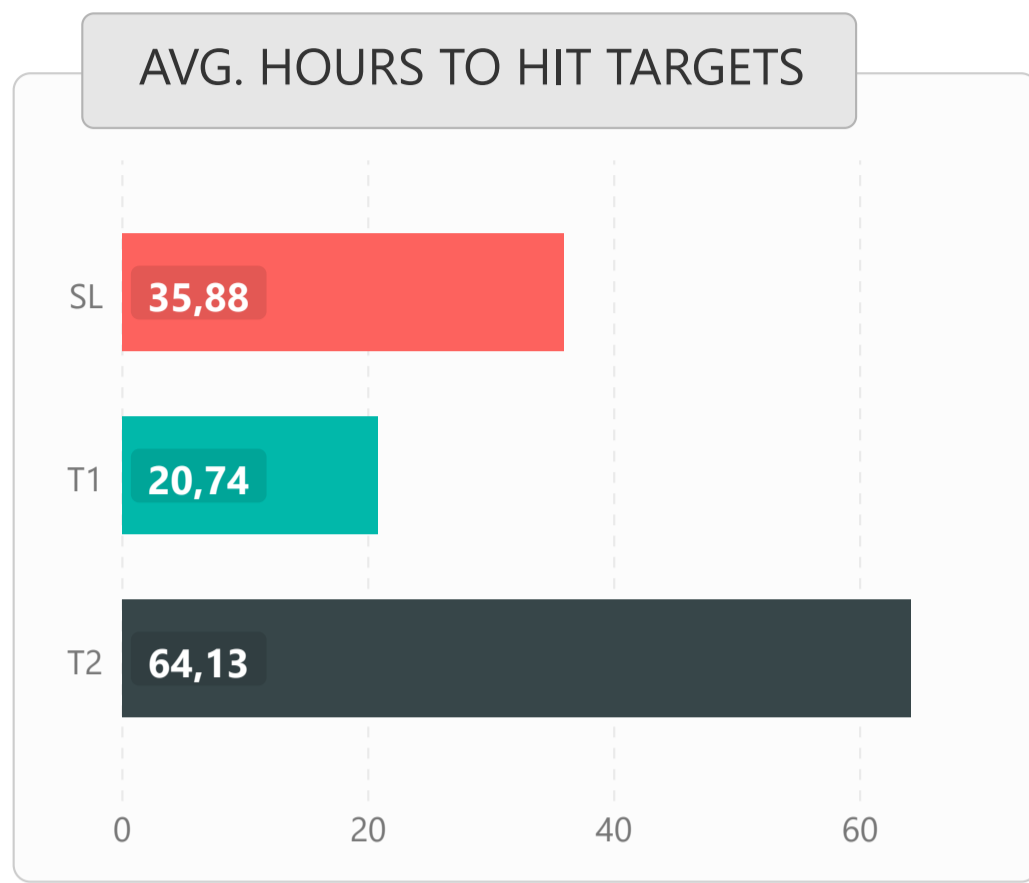


LIST OF ALL TRADES

Signal Date	Currency	Long/Short	Buy Rate	T1 Rate	T2 Rate	SL Rate	Pips	Dur. (Hours)
27.02.2020	GBP/AUD	Short	1.9535	1.9410	1.9184	1.9810	125	629,4
2.03.2020	GBP/JPY	Short	138.960	137.560	136.436	139.880	140	8,8
2.03.2020	XAU/USD	Long	1597.5300	1606.0300	1641.6000	1561.0000	85	20,5
2.03.2020	EUR/USD	Short	1.1120	1.0946		1.1214	-94	388,2
3.03.2020	USD/JPY	Short	107.820	107.400	106.000	108.600	182	301,1
3.03.2020	XAU/USD	Long	1643.9000	1657.9000		1622.1600	140	223,8
3.03.2020	XAU/USD	Long	1634.0000	1645.0000	1659.3000	1622.1600	110	18,1
4.03.2020	XAU/USD	Long	1635.0000	1647.0000	1659.3000	1622.1600	120	16,9
4.03.2020	XAU/USD	Long	1636.0000	1641.0170	1649.0000	1622.1600	130	85,5
5.03.2020	GBP/JPY	Short	139.880	138.880	136.436		344	465,8
5.03.2020	GBP/USD	Short	1.2917	1.2747		1.3040	-123	145,6
5.03.2020	GBP/AUD	Short	1.9630	1.9585		1.9668	45	19,4
5.03.2020	EUR/USD	Long	1.1210	1.1302		1.1102	91	80,2
9.03.2020	CAD/JPY	Long	75.080	76.464	77.840	74.103	276	523,5
9.03.2020	USD/JPY	Short	102.400	100.318		104.516	-212	91,2
9.03.2020	GBP/JPY	Long	133.600	134.569		132.905	-69	9,6
9.03.2020	EUR/USD	Short	1.1430	1.1223		1.1555	207	346,6
9.03.2020	WTICO/USD	Long	28.3000	39.0200		24.2000	-410	1046,7
10.03.2020	USD/CAD	Short	1.3730	1.3475		1.3904	-174	265,5
10.03.2020	EUR/CAD	Short	1.5660	1.5507	1.5360	1.5946	300	244,8
16.03.2020	WTICO/USD	Long	30.2000	32.3200		28.4000	-180	69,6
16.03.2020	GBP/JPY	Long	130.300	133.900		128.000	-230	250,3
17.03.2020	CAD/JPY	Long	76.025	77.570		74.494	-153	142,7
17.03.2020	USD/CAD	Short	1.4129	1.4099		1.4392	30	13,0
17.03.2020	GBP/USD	Long	1.2045	1.2075		1.1865	30	28,4
17.03.2020	WTICO/USD	Long	27.8000	31.5000		24.0000	-380	94,3
18.03.2020	WTICO/USD	Long	24.2000	27.0000		20.8530	-335	20,3
18.03.2020	XAU/USD	Long	1493.0000	1511.0000	1584.0000	1461.0400	180	0,0
19.03.2020	USD/JPY	Short	108.890	106.200		110.130	-124	25,7
19.03.2020	GBP/JPY	Short	126.800	124.694		127.338	-54	1,1
23.03.2020	USD/CAD	Long	1.4469	1.4492	1.4570	1.4408	-61	11,9
23.03.2020	AUD/CHF	Short	0.5668	0.5651	0.5570	0.5716	-48	7,1
24.03.2020	USD/CHF	Short	0.9708	0.9690	0.9610	0.9810	98	303,3
24.03.2020	EUR/JPY	Short	118.830	118.000	117.500	119.500	-67	808,3
24.03.2020	GBP/CAD	Short	1.6820	1.6750	1.6670	1.6860	-40	2,9
24.03.2020	NZD/JPY	Short	64.000	63.380	62.000	64.180	-18	2,1
25.03.2020	USD/JPY	Short	110.500	109.660	106.870	112.251	84	144,5
31.03.2020	AUD/USD	Short	0.6180	0.6150	0.6070	0.6250	30	1,5
31.03.2020	USD/CAD	Short	1.4192	1.4140	1.4050	1.4332	-140	25,5



1) DETAILED STATS OF TARGETS (T1, T2, T3 etc.)



2) TARGET DURATION vs PROFIT/LOSS SCATTER CHART

