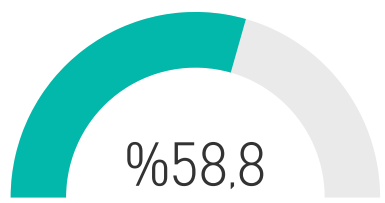




BINANCE REPORT 2018 DECEMBER

TOTAL PROFIT
%662

Success Rate



102

of Given Signals

Completed Trades

102

of Signals

%662

Total Profit

Win Trades

60

of Trades

%1049

Win Profit

Loss Trades

42

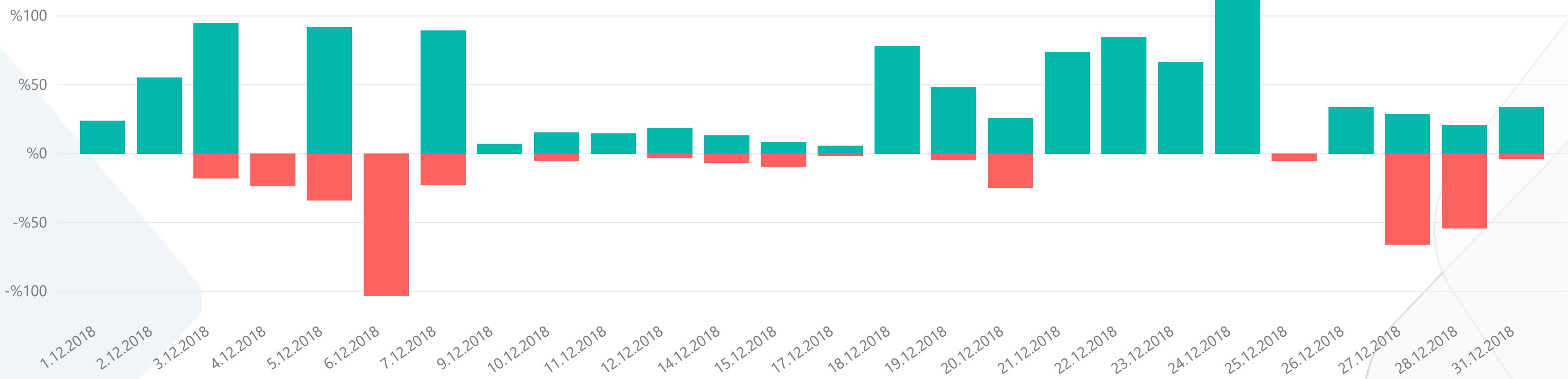
of Trades

-%387

Loss Rate

WIN & LOSS CHART

Win/Loss ● Loss ● Win



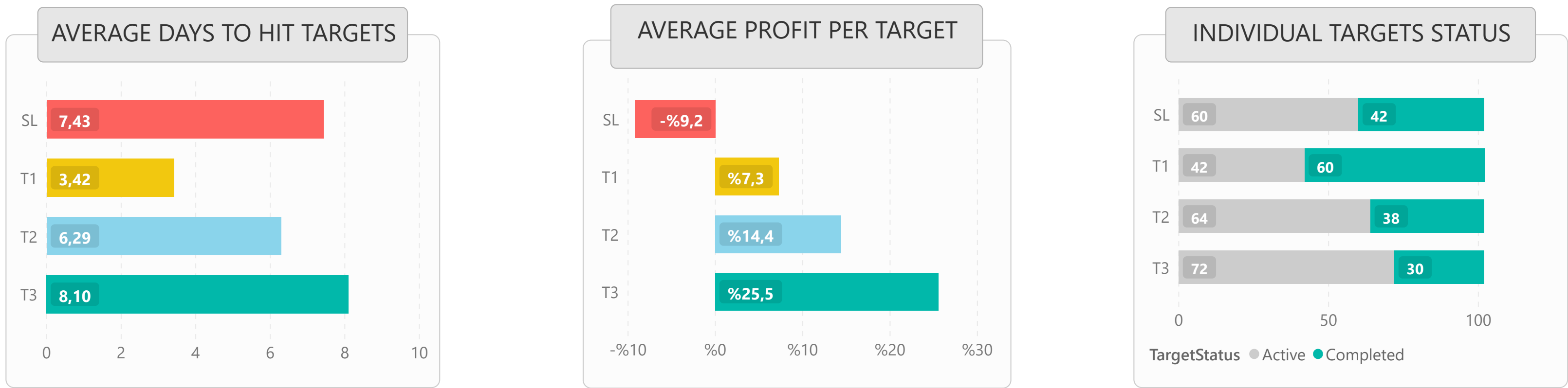
TOP WIN & LOSS TRADES

Signal Date	Pair	Final Profit	Tot. Dur. (days)	Final Target
20.11.2018	AGI/BTC	%46,3	14	T3
4.12.2018	DNT/BTC	%38,8	4	T3
8.12.2018	STRAT/BTC	%35,5	11	T3
21.12.2018	KMD/BTC	%34,0	11	T3
12.12.2018	ZIL/BTC	%33,3	13	T3

Signal Date	Pair	Trade Loss	Tot. Dur. (days)
14.11.2018	RCN/BTC	-%28,6	45
18.11.2018	BCHABC/BTC	-%23,5	17
1.12.2018	DOCK/BTC	-%18,6	20
1.12.2018	SKY/BTC	-%18,2	6
24.12.2018	NULS/BTC	-%15,5	4



1) DETAILED STATS OF TARGETS (T1, T2, T3 etc.)



2) TARGET DURATION vs PROFIT/LOSS SCATTER CHART

