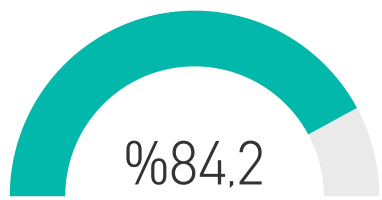




# BINANCE REPORT 2019 JULY

TOTAL PROFIT  
%386

Success Rate



38

# of Given Signals

Completed Trades

38

# of Signals

%386

Total Profit

Win Trades

32

# of Trades

%454

Win Profit

Loss Trades

6

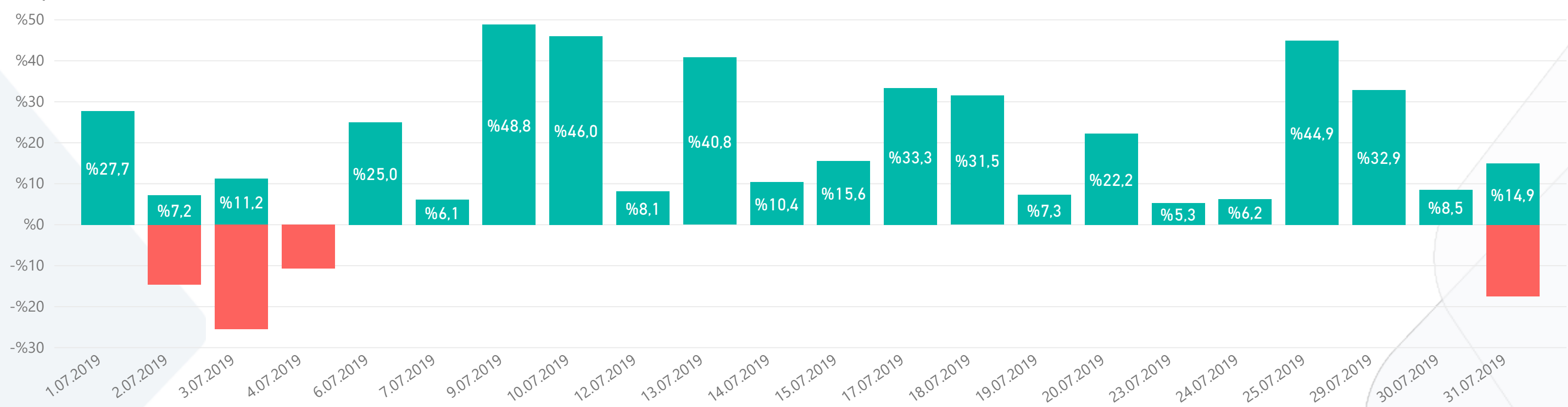
# of Trades

-%68

Loss Rate

## WIN & LOSS CHART

Win/Loss ● Loss ● Win



## TOP WIN & LOSS TRADES

Signal Date	Pair	Final Profit	Tot. Dur. (days)	Final Target
9.07.2019	CND/BTC	%35,9	1	T3
16.07.2019	DENT/BTC	%33,3	2	T1
17.07.2019	CDT/BTC	%31,5	2	T4
27.06.2019	MTL/BTC	%25,0	10	T3
13.07.2019	DENT/BTC	%25,0	1	T1

Signal Date	Pair	Trade Loss	Tot. Dur. (days)
1.07.2019	APPC/BTC	-%11,7	4
1.07.2019	IOST/BTC	-%10,6	5
1.07.2019	WPR/BTC	-%6,2	2
2.07.2019	AION/BTC	-%13,7	3
2.07.2019	WAN/BTC	-%8,4	2

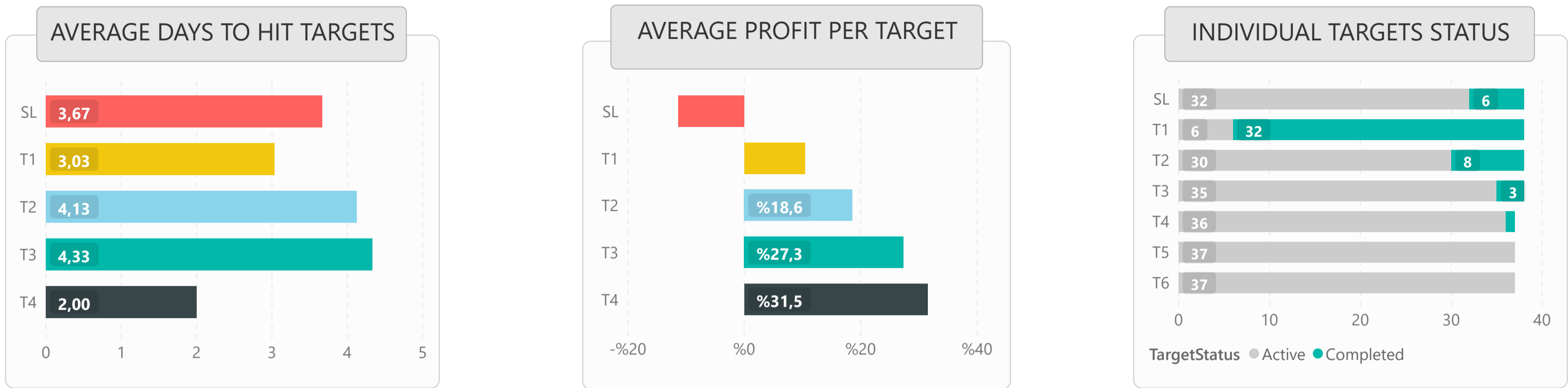


# LIST OF ALL TRADES

Signal Date	T-Pair	Buy Rate	Target 1	Target 2	Target 3	Target 4	Target 5	Stop Loss	Final Profit/Loss	Tot. Dur. (days)
27.06.2019	MTL/BTC	0.00004400	0.00004880	0.00005200	0.00005500			0.00004050	%25,0	10
30.06.2019	BTT/BTC	0.00000012	0.00000014	0.00000016	0.00000019	0.00000024		0.00000010	%21,7	2
30.06.2019	RDN/BTC	0.00002830	0.00003000	0.00003230	0.00003500			0.00002660	%6,0	2
1.07.2019	APPC/BTC	0.00000810	0.00000860	0.00000890	0.00000930			0.00000715	-%11,7	4
1.07.2019	IOST/BTC	0.00000118	0.00000126	0.00000135	0.00000150			0.00000105	-%10,6	5
1.07.2019	VIBE/BTC	0.00000306	0.00000328	0.00000335	0.00000355			0.00000290	%7,2	3
1.07.2019	WPR/BTC	0.00000106	0.00000113	0.00000118	0.00000127			0.00000099	-%6,2	2
2.07.2019	AE/BTC	0.00000410	0.00000435	0.00000470	0.00000520			0.00000315	%6,1	7
2.07.2019	AION/BTC	0.00000124	0.00000133	0.00000140	0.00000154			0.00000107	-%13,7	3
2.07.2019	ARDR/BTC	0.00001050	0.00001100	0.00001150	0.00001220	0.00001330		0.00000930	%4,8	2
2.07.2019	WAN/BTC	0.00000344	0.00000360	0.00000375	0.00000405			0.00000315	-%8,4	2
3.07.2019	MDA/BTC	0.00007515	0.00008000	0.00008800	0.00009900			0.00006500	%6,5	1
9.07.2019	CND/BTC	0.00000103	0.00000111	0.00000125	0.00000140	0.00000180		0.00000090	%35,9	1
9.07.2019	VIB/BTC	0.00000310	0.00000350	0.00000400	0.00000500	0.00000650		0.00000285	%12,9	1
10.07.2019	BTT/BTC	0.00000009	0.00000011	0.00000013	0.00000015	0.00000017	0.00000020		%22,2	1
10.07.2019	FET/BTC	0.00000980	0.00001050	0.00001200	0.00001400	0.00001700	0.00001900	0.00000890	%7,1	1
10.07.2019	HOT/BTC	0.00000012	0.00000014	0.00000016	0.00000018	0.00000020	0.00000025	0.00000009	%16,7	1
10.07.2019	MCO/BTC	0.00048000	0.00053000	0.00059000	0.00066000	0.00075000	0.00085000	0.00043500	%10,4	5
10.07.2019	TNB/BTC	0.00000045	0.00000052	0.00000062	0.00000072	0.00000092	0.00000102		%15,6	6
12.07.2019	CDT/BTC	0.00000195	0.00000210	0.00000230	0.00000255	0.00000275	0.00000300	0.00000170	%7,7	2
12.07.2019	KMD/BTC	0.00012485	0.00013500	0.00014500	0.00016500	0.00018500	0.00020500	0.00010000	%8,1	1
13.07.2019	DENT/BTC	0.00000008	0.00000010	0.00000012	0.00000014	0.00000017	0.00000020		%25,0	1
13.07.2019	GNT/BTC	0.00000645	0.00000700	0.00000800	0.00000900	0.00001100	0.00001300		%8,5	18
13.07.2019	TFUEL/BTC	0.00000074	0.00000080	0.00000085	0.00000095	0.00000110	0.00000130		%8,1	1
16.07.2019	BTT/BTC	0.00000009	0.00000010	0.00000011	0.00000012	0.00000014	0.00000016		%22,2	5
16.07.2019	DENT/BTC	0.00000006	0.00000008	0.00000010	0.00000012	0.00000014	0.00000018		%33,3	2
17.07.2019	CDT/BTC	0.00000145	0.00000155	0.00000165	0.00000175	0.00000190	0.00000210	0.00000129	%31,5	2
17.07.2019	CND/BTC	0.00000095	0.00000105	0.00000115	0.00000125	0.00000145	0.00000165		%11,1	9
17.07.2019	ENG/BTC	0.00004350	0.00004750	0.00005000	0.00005500	0.00006000	0.00007000	0.00003950	%14,9	15
19.07.2019	CDT/BTC	0.00000159	0.00000170	0.00000180	0.00000190	0.00000210	0.00000230	0.00000129	%7,3	1
21.07.2019	CND/BTC	0.00000095	0.00000100	0.00000110	0.00000120	0.00000130	0.00000150	0.00000080	%5,3	3
21.07.2019	LTC/BTC	0.00894760	0.00950000	0.01000000	0.01100000	0.01300000	0.01500000	0.00750000	%6,2	4
23.07.2019	WTC/BTC	0.00016500	0.00018000	0.00020000	0.00022000	0.00025000	0.00030000	0.00013900	%21,2	3
25.07.2019	FET/BTC	0.00000888	0.00000950	0.00001000	0.00001300	0.00001600	0.00002000	0.00000860	%12,6	1
26.07.2019	ARK/BTC	0.00004000	0.00004300	0.00004600	0.00005000	0.00005500	0.00006500	0.00003300	-%17,5	6
27.07.2019	AE/BTC	0.00003080	0.00003250	0.00003500	0.00003900	0.00004400	0.00005000	0.00002700	%5,5	3
28.07.2019	OAX/BTC	0.00001050	0.00001100	0.00001300	0.00001500	0.00001800	0.00002300	0.00000860	%23,8	2
28.07.2019	TNT/BTC	0.00000420	0.00000435	0.00000455	0.00000489	0.00000530	0.00000610	0.00000379	%3,6	2



# 1) DETAILED STATS OF TARGETS (T1, T2, T3 etc.)



# 2) TARGET DURATION vs PROFIT/LOSS SCATTER CHART

