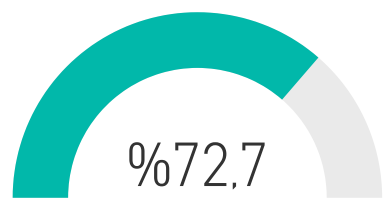




BINANCE REPORT 2019 AUGUST

TOTAL PROFIT
%287

Success Rate



44

of Given Signals

Completed Trades

44

of Signals

%287

Total Profit

Win Trades

32

of Trades

%378

Win Profit

Loss Trades

12

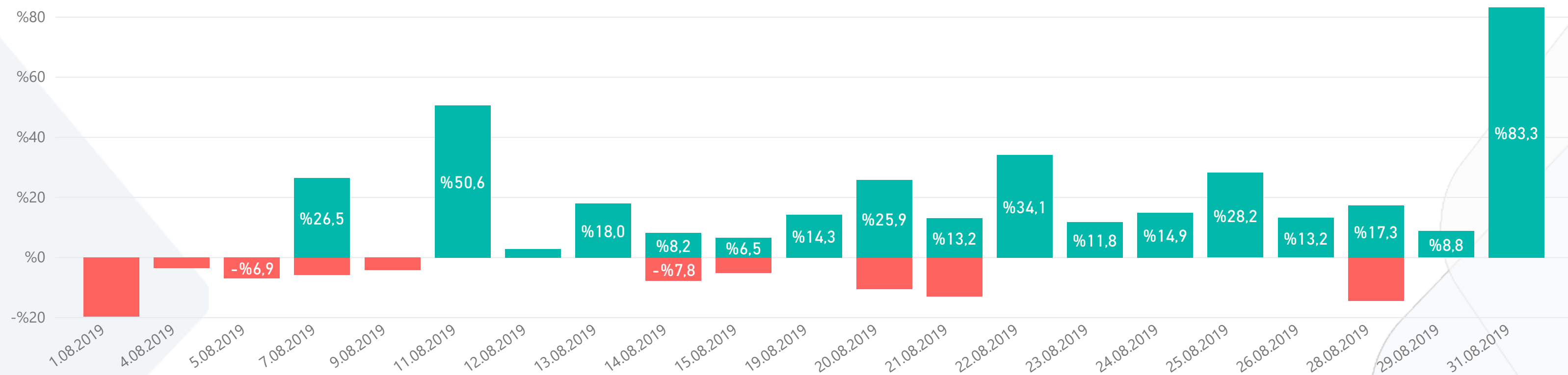
of Trades

-%91

Loss Rate

WIN & LOSS CHART

Win/Loss ● Loss ● Win



TOP WIN & LOSS TRADES

Signal Date	Pair	Final Profit	Tot. Dur. (days)	Final Target
6.08.2019	ALGO/BTC	%31,7	6	T4
11.08.2019	ELF/BTC	%25,9	10	T3
17.08.2019	APPC/BTC	%24,6	15	T3
27.08.2019	QKC/BTC	%24,0	5	T3
21.08.2019	OAX/BTC	%21,7	5	T3

Signal Date	Pair	Trade Loss	Tot. Dur. (days)
20.07.2019	CMT/BTC	-%12,2	13
31.07.2019	MTL/BTC	-%7,4	2
2.08.2019	BAT/BTC	-%6,9	4
2.08.2019	ENJ/BTC	-%3,5	3
6.08.2019	POLY/BTC	-%5,8	2

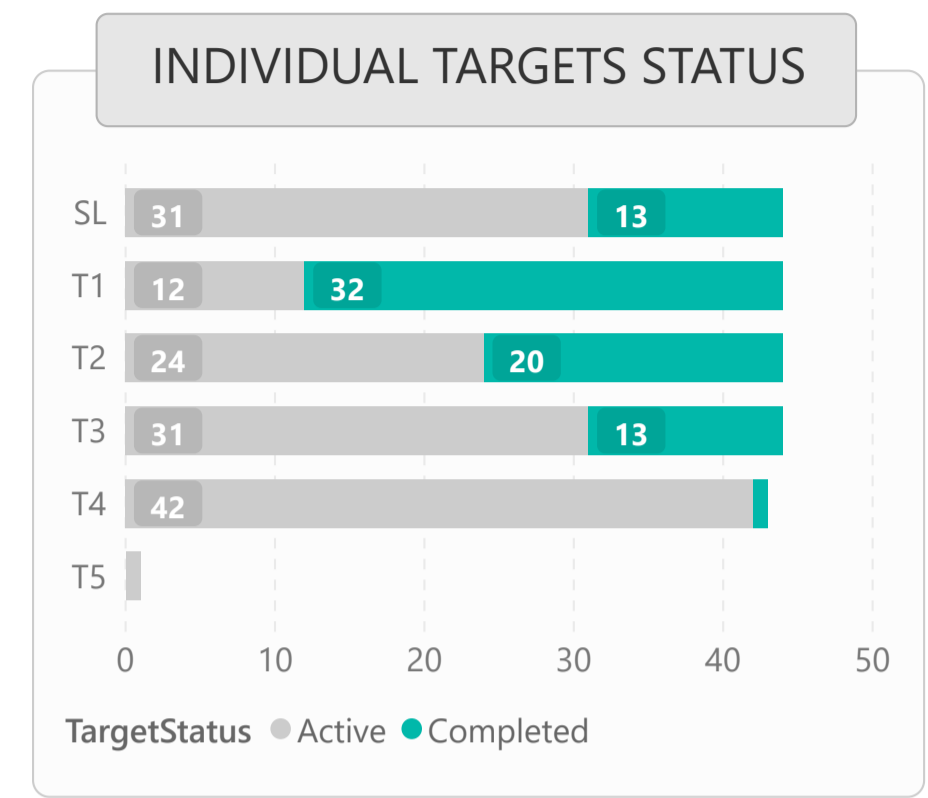
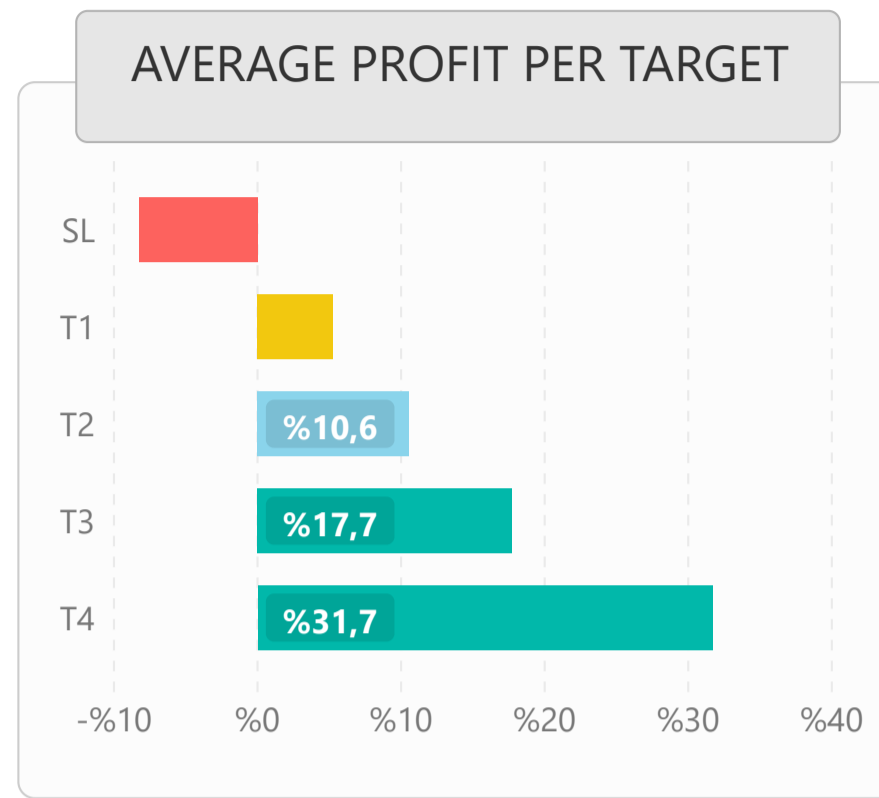
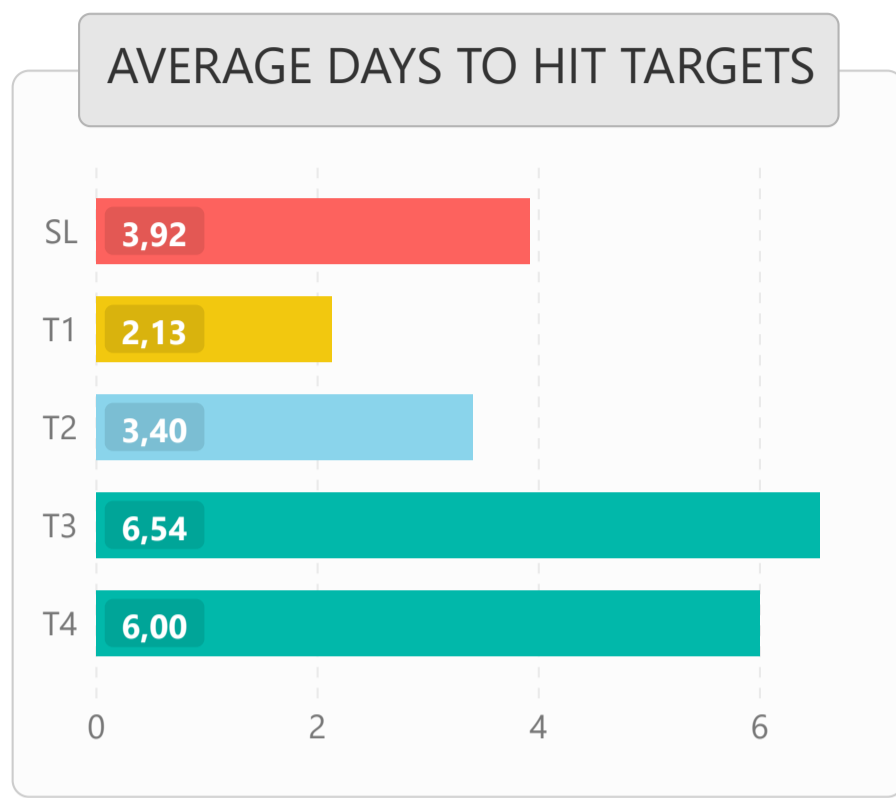


LIST OF ALL TRADES

Signal Date	T-Pair	Buy Rate	Target 1	Target 2	Target 3	Target 4	Target 5	Stop Loss	Final Profit/Loss	Tot. Dur. (days)
20.07.2019	CMT/BTC	0.00000433	0.00000455	0.00000490	0.00000550			0.00000380	-%12,2	13
29.07.2019	QKC/BTC	0.00000147	0.00000154	0.00000160	0.00000168			0.00000135	%14,3	10
31.07.2019	MTL/BTC	0.00004050	0.00004230	0.00004440	0.00004650	0.00004900		0.00003750	-%7,4	2
2.08.2019	BAT/BTC	0.00002245	0.00002400	0.00002550	0.00002700			0.00002090	-%6,9	4
2.08.2019	ENJ/BTC	0.00000777	0.00000830	0.00000920	0.00001020			0.00000750	-%3,5	3
6.08.2019	ALGO/BTC	0.00006075	0.00006600	0.00007000	0.00007450	0.00008000		0.00005100	%31,7	6
6.08.2019	OAX/BTC	0.00000808	0.00000840	0.00000870	0.00000910	0.00000955	0.00000990	0.00000700	%7,7	2
6.08.2019	POLY/BTC	0.00000403	0.00000425	0.00000445	0.00000470			0.00000379	-%5,8	2
7.08.2019	LINK/BTC	0.00020850	0.00021800	0.00022900	0.00024000			0.00018150	%4,6	1
9.08.2019	AGI/BTC	0.00000265	0.00000272	0.00000277	0.00000285			0.00000245	%7,5	3
9.08.2019	FTM/BTC	0.00000170	0.00000181	0.00000185	0.00000194			0.00000163	-%4,1	1
10.08.2019	POLY/BTC	0.00000370	0.00000390	0.00000410	0.00000425			0.00000350	%14,9	4
11.08.2019	BAT/BTC	0.00001790	0.00001900	0.00002020	0.00002125			0.00001650	-%7,8	4
11.08.2019	BNB/BTC	0.00026090	0.00026900	0.00027800	0.00028700			0.00025100	%3,1	3
11.08.2019	CELR/BTC	0.00000076	0.00000080	0.00000086	0.00000098			0.00000067	%13,2	11
11.08.2019	ELF/BTC	0.00000763	0.00000798	0.00000845	0.00000960			0.00000640	%25,9	10
11.08.2019	NULS/BTC	0.00003888	0.00004000	0.00004550	0.00005200			0.00003680	%2,9	2
11.08.2019	ONE/BTC	0.00000097	0.00000100	0.00000104	0.00000108			0.00000092	%11,3	1
11.08.2019	VET/BTC	0.00000044	0.00000046	0.00000048	0.00000050			0.00000040	%14,9	14
12.08.2019	NANO/BTC	0.00009950	0.00010600	0.00011100	0.00012300			0.00009400	%6,5	4
12.08.2019	THETA/BTC	0.00001101	0.00001170	0.00001210	0.00001285			0.00001045	-%5,1	4
14.08.2019	OAX/BTC	0.00000767	0.00000800	0.00000830	0.00000890			0.00000720	%8,2	1
17.08.2019	AGI/BTC	0.00000335	0.00000360	0.00000380	0.00000405			0.00000300	-%10,4	4
17.08.2019	APPC/BTC	0.00000333	0.00000355	0.00000380	0.00000415			0.00000305	%24,6	15
17.08.2019	ENJ/BTC	0.00000596	0.00000634	0.00000670	0.00000720			0.00000555	%20,8	6
17.08.2019	NANO/BTC	0.00010000	0.00010650	0.00011100	0.00012000			0.00009500	%6,5	9
17.08.2019	ONE/BTC	0.00000098	0.00000103	0.00000107	0.00000112			0.00000092	%14,3	3
17.08.2019	QKC/BTC	0.00000150	0.00000160	0.00000186	0.00000210			0.00000130	-%13,0	5
20.08.2019	IOTA/BTC	0.00002295	0.00002380	0.00002490	0.00002600			0.00002200	%13,3	3
21.08.2019	MATIC/BTC	0.00000152	0.00000160	0.00000170	0.00000180			0.00000143	%11,8	3
21.08.2019	OAX/BTC	0.00000756	0.00000800	0.00000850	0.00000920			0.00000690	%21,7	5
24.08.2019	OMG/BTC	0.00000122	0.00000130	0.00000140	0.00000150			0.00000114	-%6,2	5
26.08.2019	ENJ/BTC	0.00000660	0.00000740	0.00000790	0.00000880	0.00000950		0.00000600	%12,1	3
26.08.2019	EVX/BTC	0.00004770	0.00005150	0.00005400	0.00005900			0.00004100	%13,2	1
27.08.2019	QKC/BTC	0.00000125	0.00000132	0.00000140	0.00000155			0.00000116	%24,0	5
28.08.2019	PIVX/BTC	0.00003325	0.00003480	0.00003750	0.00004100			0.00002990	%12,8	4
28.08.2019	WABI/BTC	0.00001255	0.00001320	0.00001400	0.00001600			0.00001140	%5,2	1
28.08.2019	WAN/BTC	0.00004090	0.00004350	0.00004500	0.00004700			0.00003750	-%8,3	1
29.08.2019	IOTA/BTC	0.00002535	0.00002650	0.00002800	0.00002980			0.00002375	%4,5	1
29.08.2019	NXS/BTC	0.00002350	0.00002450	0.00002600	0.00002800			0.00002150	%4,3	1
30.08.2019	POWR/BTC	0.00000550	0.00000578	0.00000595	0.00000645			0.00000515	%8,2	2
31.08.2019	CND/BTC	0.00000071	0.00000074	0.00000077	0.00000081			0.00000065	%4,2	1
31.08.2019	NAV/BTC	0.00000108	0.00000113	0.00000120	0.00000130	0.00000140		0.00000099	%4,6	1
31.08.2019	OAX/BTC	0.00000830	0.00000870	0.00000905	0.00000990			0.00000780	%4,8	1



1) DETAILED STATS OF TARGETS (T1, T2, T3 etc.)



2) TARGET DURATION vs PROFIT/LOSS SCATTER CHART

Targets ● SL ● T1 ● T2 ● T3 ● T4

