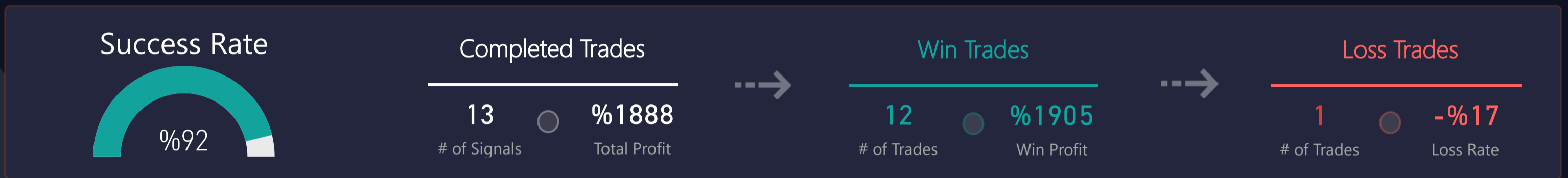




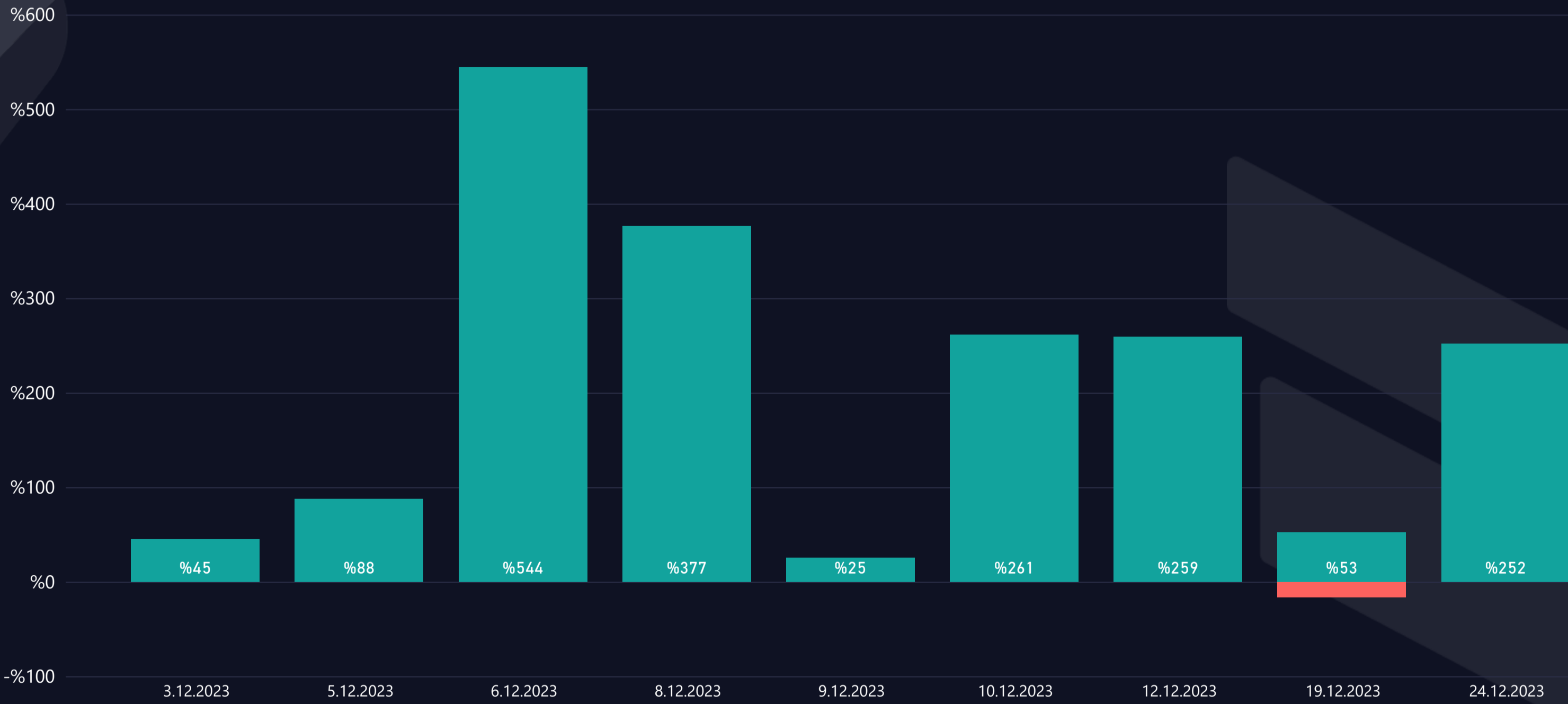
t.me/altsignals

# ALTSIGNALS BINANCE FUTURES REPORT 2023 DECEMBER



## WIN & LOSS CHART

Win/Loss ● Loss ● Win



## TOP WIN & LOSS TRADES

Realization Date	Pair	Final Profit	Duration (hours)	Final Target
6.12.2023	AVAX/USDT	%544,4	728,22	T03
10.12.2023	SAND/USDT	%261,4	897,55	T03
12.12.2023	ATOM/USDT	%259,1	903,55	T03
8.12.2023	ADA/USDT	%187,5	108,77	T03
24.12.2023	SOL/USDT	%163,7	78,83	T04

Realization Date	Pair	Total Loss	Duration (hours)
19.12.2023	LUNA/USDT	-%16,6	5,30

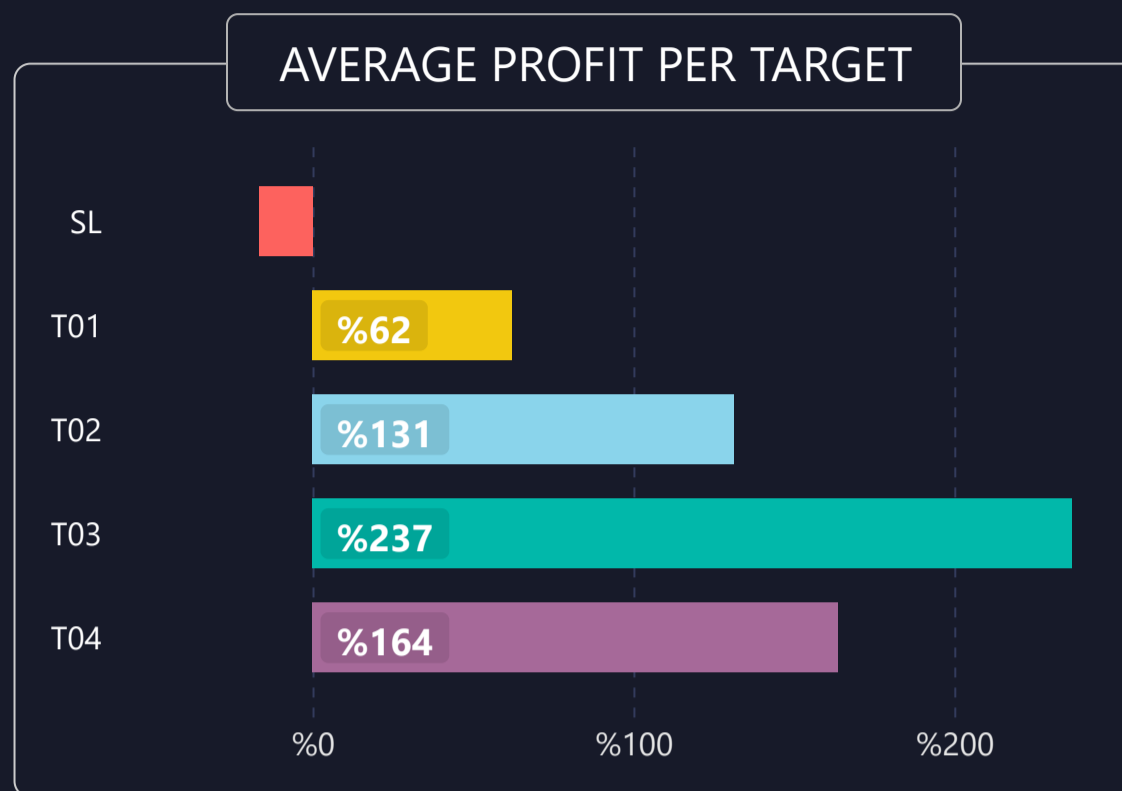
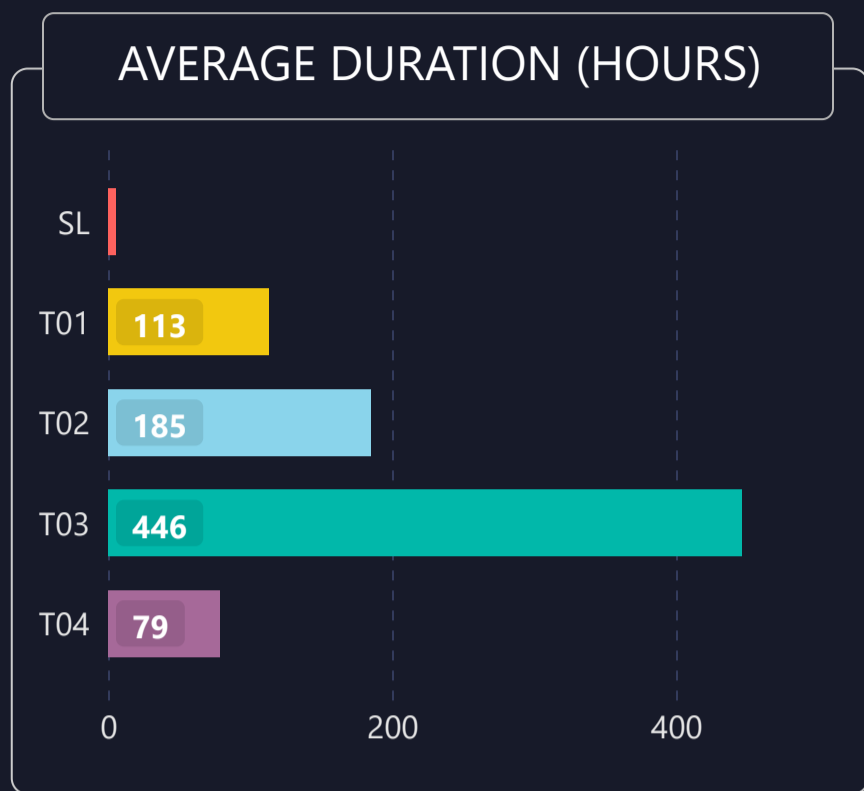


# LIST OF ALL TRADES

Signal Date	Pair	Lev.	Buy Rate	Target 1	Target 2	Target 3	Target 4	Stop Loss	Man. Close	Dur. (hours)	Final P/L
3.11.2023	SAND/USDT	4	0.3563	0.4408	0.5085	0.5892	0.7011	0.32350		657,48	%261,4 ▲
5.11.2023	ATOM/USDT	5	8.0889	8.9770	10.1580	12.2800	15.0500	7.43400		406,26	%259,1 ▲
5.11.2023	AVAX/USDT	5	12.2061	15.7140	20.3760	25.4960	3.6760	11.37000		370,78	%544,4 ▲
7.11.2023	FLOW/USDT	3	0.5829	0.7530	1.1410	1.9370	3.1100	0.49300		674,83	%87,6 ▲
2.12.2023	SOL/USDT	10	61.7000	62.9410	64.5000	66.0620	67.8470	61.20600		5,64	%45,4 ▲
4.12.2023	ADA/USDT	5	0.4000	0.4436	0.5166	0.5500		0.38670		89,64	%187,5 ▲
5.12.2023	GALA/USDT	4	0.0282	0.0327	0.0436	0.0616		0.02575		91,79	%63,8 ▲
7.12.2023	TRB/USDT	5	75.2598	85.3940	94.1150			69.63500		27,46	%125,3 ▲
8.12.2023	UNI/USDT	5	6.3964	6.7220	7.2250	7.6410	8.0810	6.21000		10,01	%25,5 ▲
19.12.2023	LUNA/USDT	5	0.9250	0.8103	0.7097	0.6109		0.95580		5,30	-%16,6 ▼
19.12.2023	TRB/USDT	5	114.3274	117.6150	121.8070	126.3630		112.84800		3,25	%52,6 ▲
20.12.2023	SOL/USDT	5	80.0752	84.9560	91.1120	98.5070	106.2990	75.32600		37,45	%163,7 ▲
23.12.2023	MINA/USDT	3	0.9270	1.2000	1.9700	3.0000		0.84300		16,58	%88,4 ▲



# 1) DETAILED STATS OF TARGETS (T1, T2, T3 etc.)



# 2) TARGET DURATION vs PROFIT/LOSS SCATTER CHART

Targets ● SL ● T01 ● T02 ● T03 ● T04

