




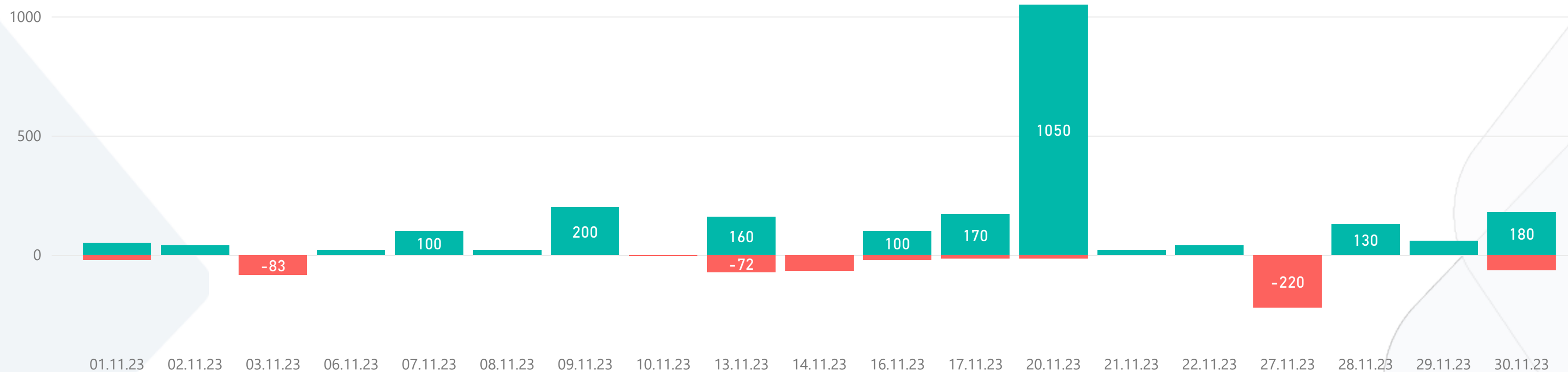
# ALTFX REPORT 2023 NOVEMBER

~TOTAL PIPS~  
1761



## 1) WIN & LOSS CHART

Win/Loss ● Loss ● Win



## 2) TOP WIN & LOSS TRADES

Date	Pair	Buy Rate	Sell Rate	+ Pips	Dur. (hours)
20.11.2023	XTI/USD	73.0000	78.00	500	89,5
20.11.2023	XTI/USD	73.9000	77.90	400	68,3
9.11.2023	XTI/USD	75.5000	77.50	200	19,9
17.11.2023	EUR/JPY	164.120	162.62000	150	20,5
30.11.2023	XTI/USD	75.6000	77.10	150	1,5

Date	Pair	Buy Rate	Sell Rate	- Pips	Dur. (hours)
27.11.2023	XTI/USD	76.6000	74.40	-220	81,6
3.11.2023	AUD/JPY	96.700	97.53300	-83	25,9
13.11.2023	GBP/JPY	184.900	185.62200	-72	72,0
14.11.2023	GBP/JPY	187.200	187.86200	-66	1,1
30.11.2023	EUR/JPY	161.060	161.69200	-63	3,7

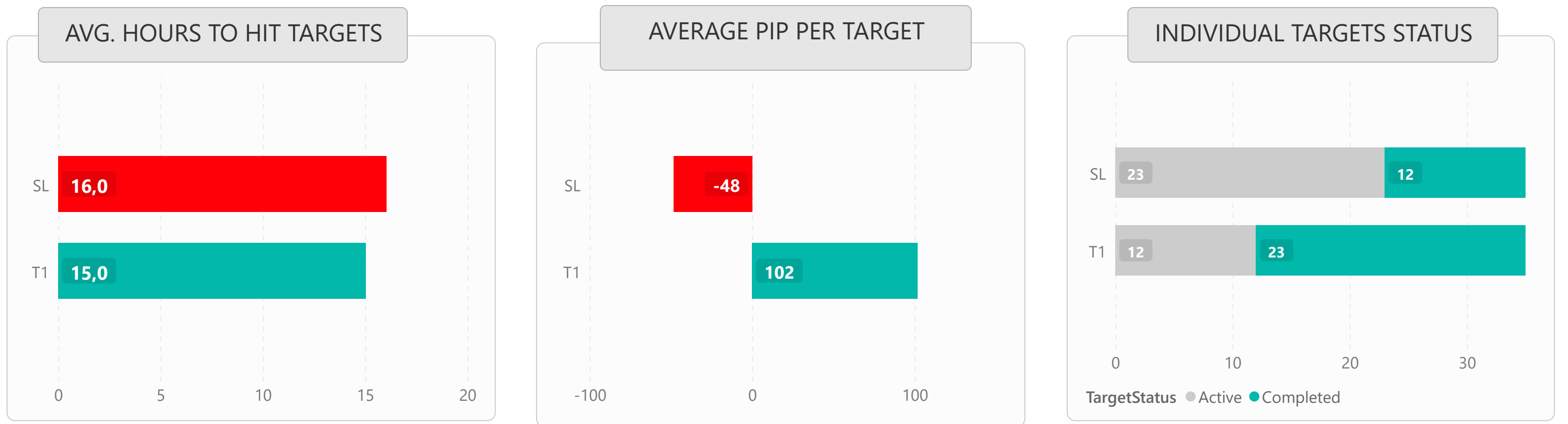


# LIST OF ALL TRADES

Signal Date	Pair	Long/Short	Buy Rate	T1 Rate	T2 Rate	Stoploss Rate	Pips	Dur. (Hours)
1.11.2023	GBP/JPY	Short	183.860	183.360		184.292	50	3,7
1.11.2023	GBP/USD	Short	1.2130	1.2030		1.2150	-20	0,4
2.11.2023	CHF/JPY	Short	166.420	166.220		166.932	20	3,3
2.11.2023	CHF/JPY	Short	166.300	166.100		166.932	20	3,1
2.11.2023	AUD/JPY	Short	96.700	91.880		97.533	-83	25,9
3.11.2023	XTI/USD	Long	83.6000	83.8000		81.5800	20	74,3
7.11.2023	GBP/JPY	Short	185.200	184.700		185.826	50	7,4
7.11.2023	GBP/JPY	Short	185.060	184.560		185.826	50	1,7
8.11.2023	NZD/JPY	Short	89.360	89.160		89.892	20	2,3
8.11.2023	XTI/USD	Long	75.5000	77.5000		74.3200	200	19,9
10.11.2023	GBP/USD	Long	1.2220	1.2305		1.2216	-4	0,6
10.11.2023	GBP/JPY	Short	184.900	180.000		185.622	-72	72,0
13.11.2023	XTI/USD	Long	76.9000	78.5000		74.3200	160	3,1
14.11.2023	GBP/JPY	Short	187.200	180.000		187.862	-66	1,1
15.11.2023	GBP/JPY	Short	187.820	186.820		188.492	100	27,4
16.11.2023	EUR/JPY	Short	164.120	162.620		164.822	150	20,5
16.11.2023	GBP/USD	Short	1.2400	1.2260		1.2410	-10	0,1
16.11.2023	GBP/USD	Short	1.2410	1.2260		1.2420	-10	0,1
16.11.2023	XTI/USD	Long	73.0000	78.0000		71.2000	500	89,5
17.11.2023	GBP/JPY	Short	185.650	185.450		186.368	20	0,2
17.11.2023	GBP/USD	Short	1.0850	1.0750		1.0855	-5	0,5
17.11.2023	XTI/USD	Long	73.9000	77.9000		71.2000	400	68,3
17.11.2023	GBP/USD	Short	1.0870	1.0720		1.0880	-10	4,1
20.11.2023	GBP/JPY	Short	185.650	184.650		186.368	100	2,5
20.11.2023	GBP/USD	Short	1.0930	1.0730		1.0945	-15	2,2
21.11.2023	XTI/USD	Long	77.5000	77.7000		74.9200	20	0,2
22.11.2023	GBP/JPY	Short	186.965	186.565		187.564	40	3,4
24.11.2023	XTI/USD	Long	76.6000	82.0000		74.4000	-220	81,6
27.11.2023	GBP/JPY	Short	188.000	187.200		188.692	80	10,6
28.11.2023	GBP/JPY	Short	187.400	186.800		188.020	60	11,1
28.11.2023	CHF/JPY	Short	168.550	168.050		169.030	50	3,1
29.11.2023	CHF/JPY	Short	168.450	168.150		169.030	30	8,0
30.11.2023	EUR/JPY	Short	161.060	154.320		161.692	-63	3,7
30.11.2023	XTI/USD	Long	75.6000	77.1000		73.8000	150	1,5



# 1) DETAILED STATS OF TARGETS (T1, T2, T3 etc.)



# 2) TARGET DURATION vs PROFIT/LOSS SCATTER CHART

