


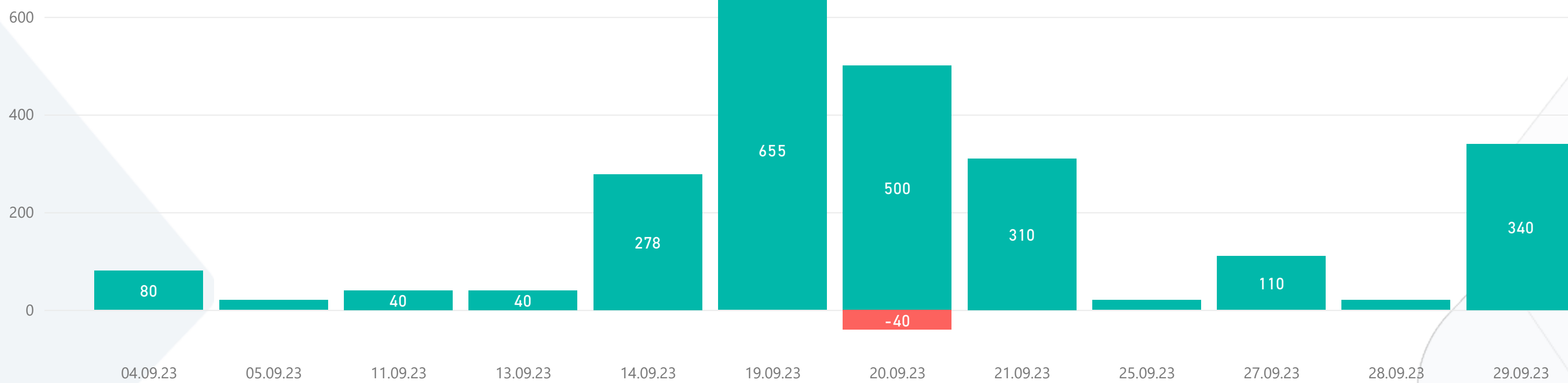
ALTFX REPORT 2023 SEPTEMBER

~TOTAL PIPS~
2372



1) WIN & LOSS CHART

Win/Loss ● Loss ● Win



2) TOP WIN & LOSS TRADES

Date	Pair	Buy Rate	Sell Rate	+ Pips	Dur. (hours)
20.09.2023	GBP/AUD	1.9532	1.90520	480	296,5
19.09.2023	GBP/NZD	2.1284	2.08595	425	317,5
29.09.2023	EUR/NZD	1.7863	1.75430	320	94,8
14.09.2023	GBP/CAD	1.7060	1.68020	258	147,0
21.09.2023	GBP/USD	1.2486	1.22	240	170,6

Date	Pair	Buy Rate	Sell Rate	- Pips	Dur. (hours)
20.09.2023	CHF/JPY	164.560	164.96400	-40	17,9

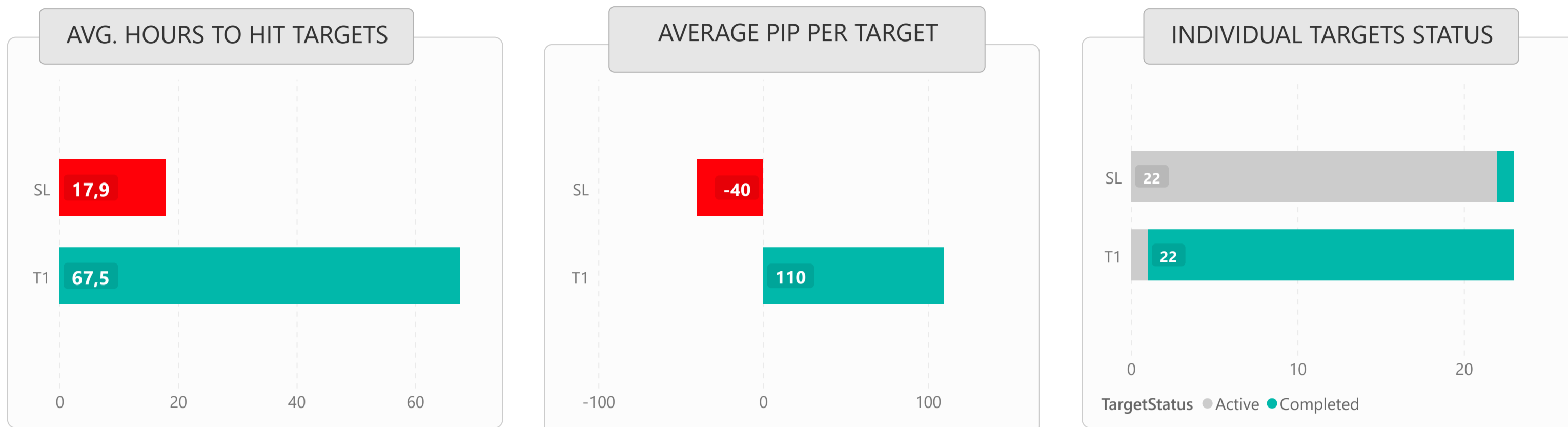


LIST OF ALL TRADES

Signal Date	Pair	Long/Short	Buy Rate	T1 Rate	T2 Rate	Stoploss Rate	Pips	Dur. (Hours)
1.09.2023	EUR/AUD	Short	1.6742	1.6662		1.6789	80	64,4
5.09.2023	EUR/USD	Short	1.0742	1.0722		1.0896	20	1,5
6.09.2023	GBP/NZD	Short	2.1284	2.0860		2.1339	425	317,5
8.09.2023	GBP/AUD	Short	1.9532	1.9052		1.9592	480	296,5
8.09.2023	GBP/CAD	Short	1.7060	1.6802		1.7110	258	147,0
11.09.2023	CAD/CHF	Long	0.6552	0.6682		0.6489	130	198,3
11.09.2023	GBP/JPY	Short	183.640	183.440		184.062	20	0,3
11.09.2023	GBP/JPY	Short	183.460	183.260		184.062	20	3,9
13.09.2023	CAD/CHF	Long	0.6582	0.6682		0.6526	100	150,3
13.09.2023	GBP/USD	Short	1.2470	1.2430		1.2524	40	2,6
14.09.2023	CAD/CHF	Long	0.6600	0.6620		0.6549	20	3,5
14.09.2023	GBP/USD	Short	1.2486	1.2246		1.2528	240	170,6
19.09.2023	CHF/JPY	Short	164.560	161.942		164.964	-40	17,9
20.09.2023	AUD/JPY	Long	95.700	95.900		95.233	20	2,3
21.09.2023	NZD/JPY	Short	87.680	87.480		88.263	20	0,8
21.09.2023	EUR/JPY	Short	157.560	157.260		157.988	30	3,7
21.09.2023	EUR/JPY	Short	157.420	157.220		157.928	20	3,4
25.09.2023	GBP/JPY	Short	181.750	181.550		182.288	20	0,9
25.09.2023	EUR/NZD	Short	1.7863	1.7543		1.7907	320	94,8
26.09.2023	NZD/JPY	Short	88.760	88.460		89.292	30	14,2
27.09.2023	EUR/CAD	Short	1.4282	1.4202		1.4343	80	5,0
28.09.2023	GBP/JPY	Short	182.200	182.000		182.683	20	1,9
29.09.2023	GBP/JPY	Short	182.400	182.200		182.892	20	1,0



1) DETAILED STATS OF TARGETS (T1, T2, T3 etc.)



2) TARGET DURATION vs PROFIT/LOSS SCATTER CHART

