



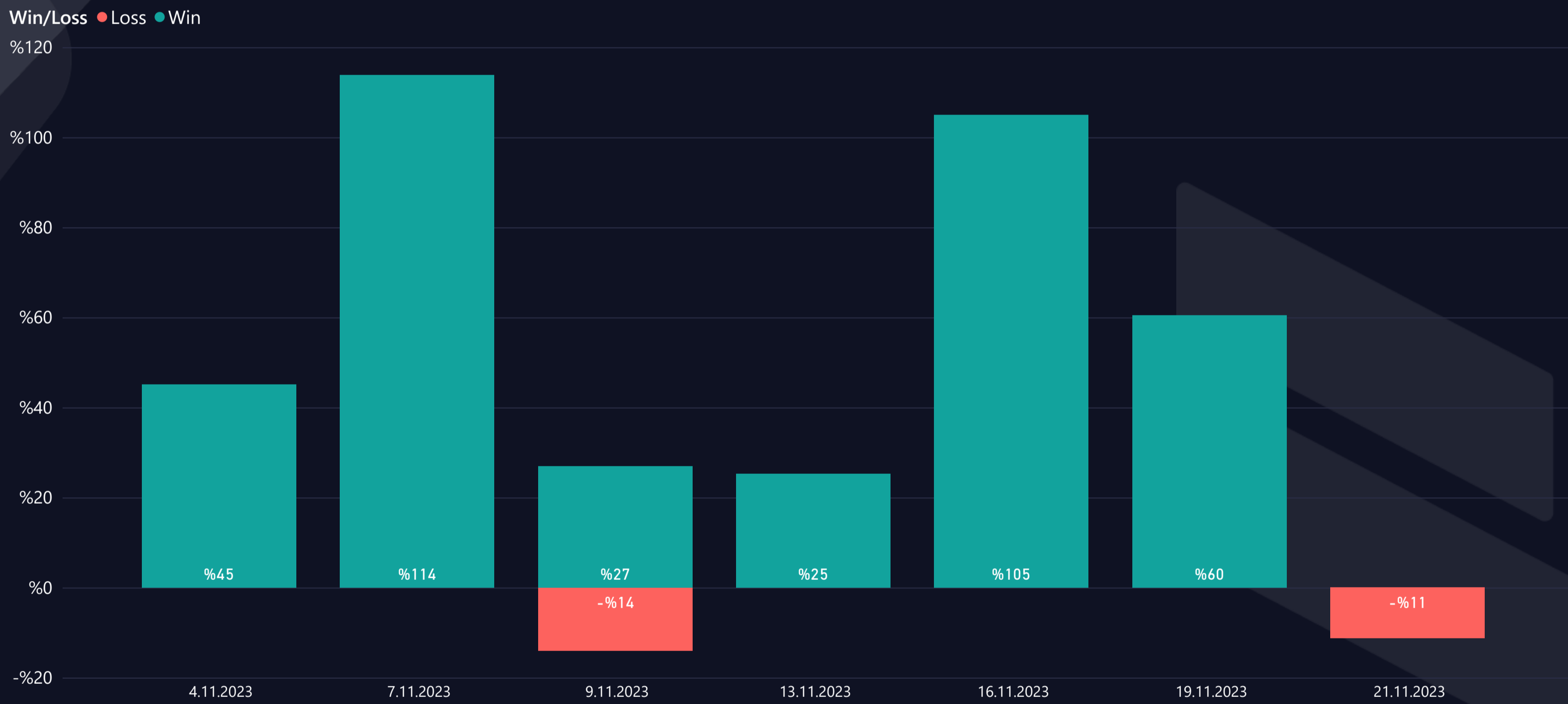
t.me/altsignals

ALTSIGNALS BINANCE SPOT VIP REPORT 2023 NOVEMBER



Success Rate <p>%67</p>	Completed Trades <p>9 # of Signals</p> <p>%351 Total Profit</p>	Win Trades <p>6 # of Trades</p> <p>%377 Win Profit</p>	Loss Trades <p>3 # of Trades</p> <p>-%25 Loss Rate</p>
-----------------------------------	---	--	--

WIN & LOSS CHART



TOP WIN & LOSS TRADES

Realization Date	Pair	Final Profit	Duration (days)	Final Target
7.11.2023	GRT/USDT	%113,8	24,47	T04
16.11.2023	AVAX/USDT	%105,0	10,97	T03
19.11.2023	APT/USDT	%60,5	27,48	T02
4.11.2023	ROSE/USDT	%45,1	10,93	T03
9.11.2023	LRC/USDT	%26,9	16,11	T02

Realization Date	Pair	Total Loss	Duration (days)
21.11.2023	FTM/USDT	-%11,2	4,66
9.11.2023	GMT/USDT	-%9,1	0,72
9.11.2023	CFX/USDT	-%5,0	0,54



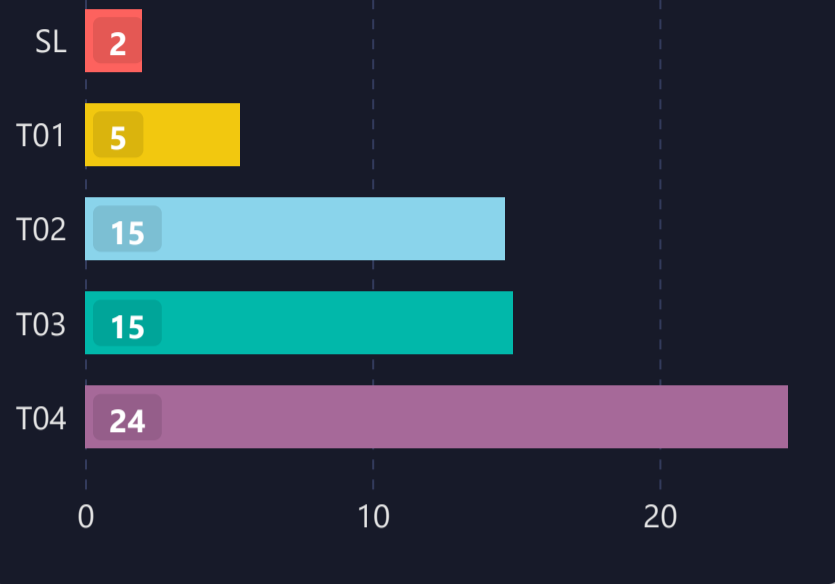
LIST OF ALL TRADES

Signal Date	Pair	Lev.	Buy Rate	Target 1	Target 2	Target 3	Target 4	Target 5	Stop Loss	Man. Close	Dur. (Days)	Final P/L
13.10.2023	GRT/USDT	1	0.0760	0.0923	0.1095	0.1311	0.1625		0.06860		18,75	%113,8 ▲
22.10.2023	APT/USDT	1	6.1100	7.9092	9.8057	12.8945			5.60000		18,38	%60,5 ▲
24.10.2023	ROSE/USDT	1	0.0470	0.0532	0.0596	0.0682			0.04301		6,96	%45,1 ▲
24.10.2023	LRC/USDT	1	0.1860	0.2061	0.2361	0.2720			0.17260		10,34	%26,9 ▲
5.11.2023	AVAX/USDT	1	12.3000	15.6200	20.3700	25.2200	30.0300		11.34000		8,90	%105,0 ▲
5.11.2023	ATOM/USDT	1	8.1400	9.1420	10.2010	11.5930	13.8200		7.44000		4,48	%25,3 ▲
8.11.2023	GMT/USDT	1	0.2095	0.2818	0.4020	0.6358			0.19050		0,72	-%9,1 ▼
9.11.2023	CFX/USDT	1	0.1715	0.2195	0.3170	0.4740	0.6791		0.16290		0,54	-%5,0 ▼
16.11.2023	FTM/USDT	1	0.3475	0.5207	0.7464	1.0752			0.30850		4,66	-%11,2 ▼

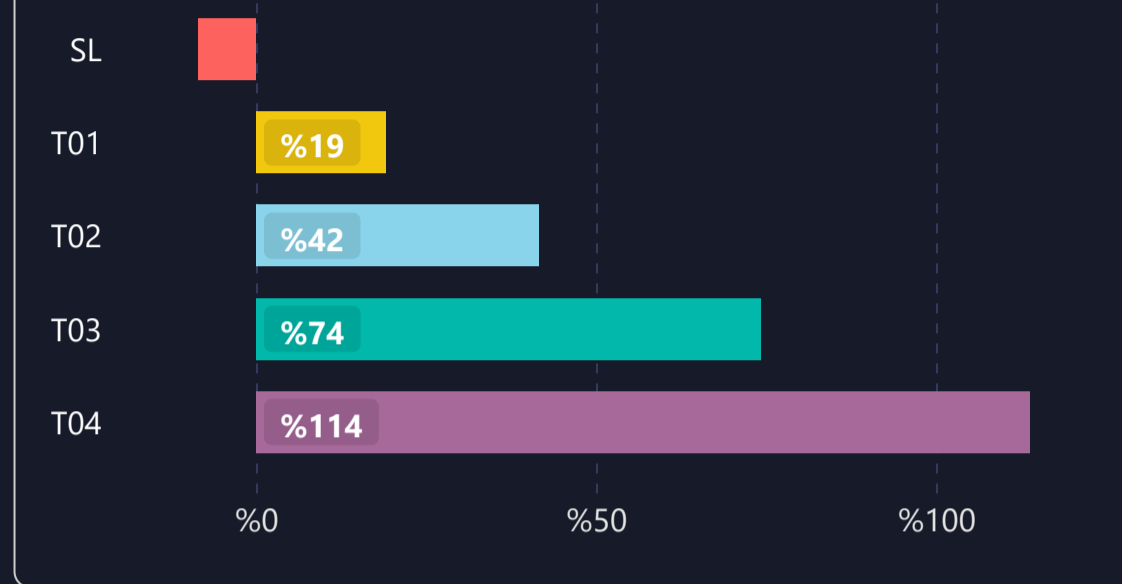


1) DETAILED STATS OF TARGETS (T1, T2, T3 etc.)

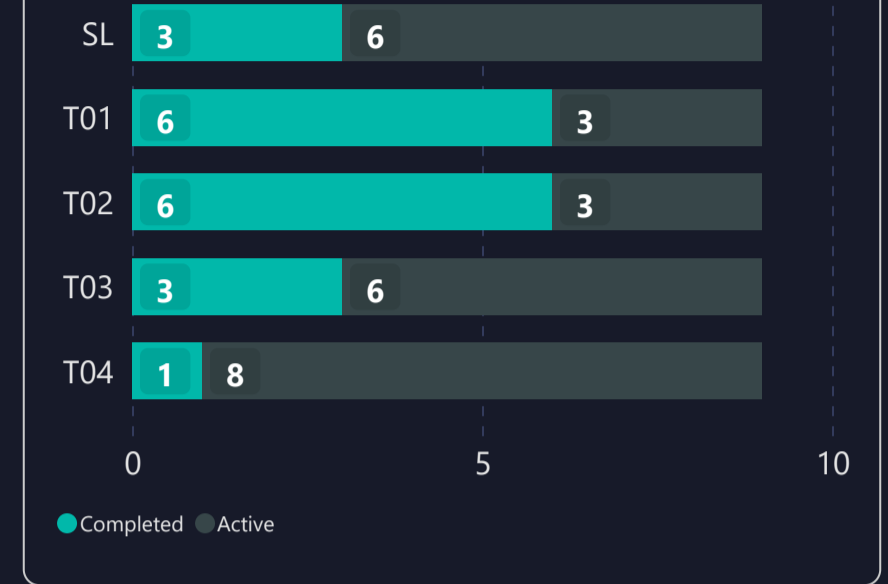
AVERAGE DAYS TO HIT TARGETS



AVERAGE PROFIT PER TARGET



INDIVIDUAL TARGETS STATUS



2) TARGET DURATION vs PROFIT/LOSS SCATTER CHART

Targets ● SL ● T01 ● T02 ● T03 ● T04

