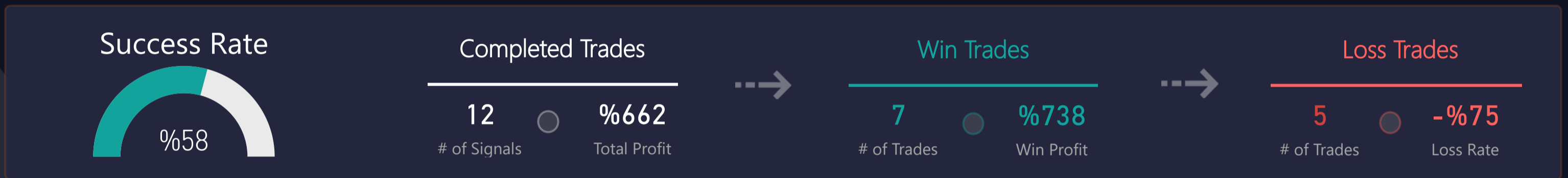




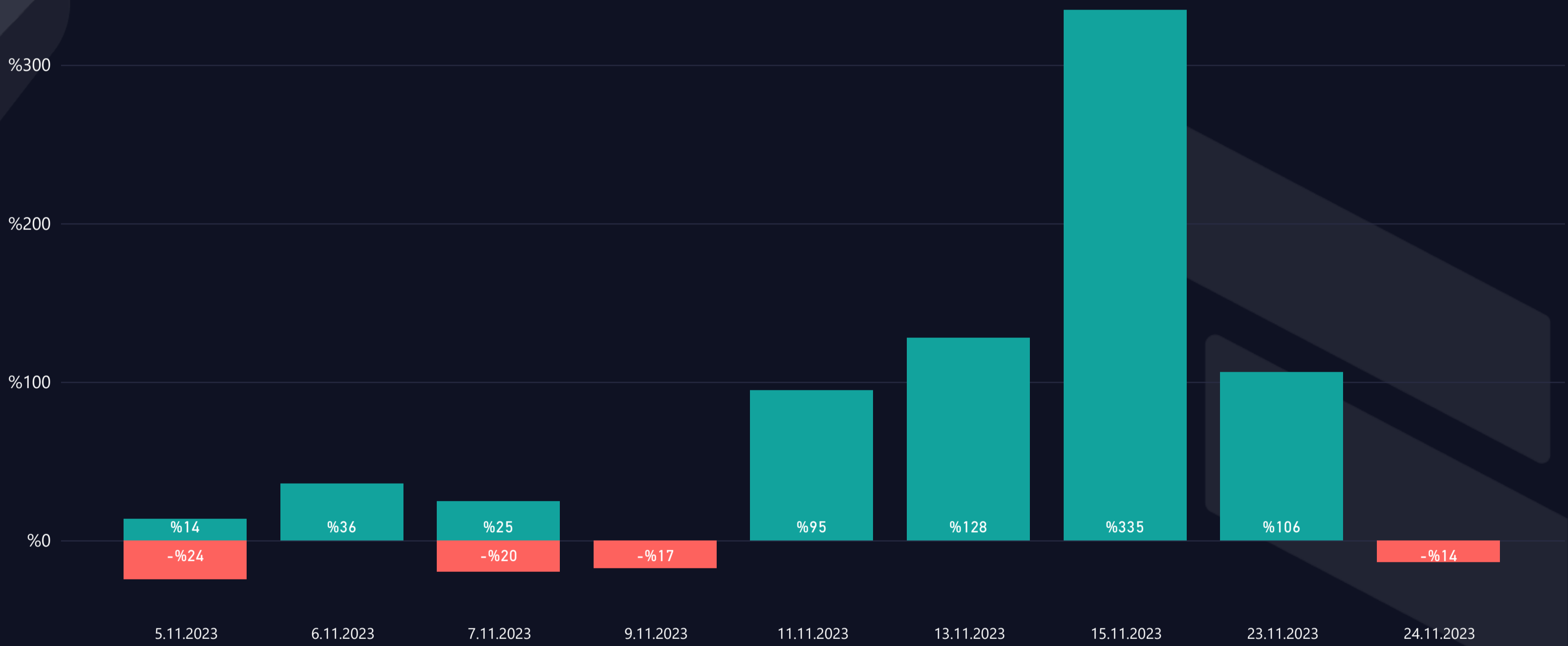
t.me/altsignals

ALTSIGNALS BINANCE FUTURES REPORT 2023 NOVEMBER



WIN & LOSS CHART

Win/Loss ● Loss ● Win



TOP WIN & LOSS TRADES

Realization Date	Pair	Final Profit	Duration (hours)	Final Target
15.11.2023	AVAX/USDT	%334,7	239,69	T02
13.11.2023	ATOM/USDT	%127,9	203,16	T02
23.11.2023	GMT/USDT	%106,1	362,06	T01
11.11.2023	SAND/USDT	%94,8	208,67	T01
6.11.2023	BOND/USDT	%35,9	0,38	T01

Realization Date	Pair	Total Loss	Duration (hours)
7.11.2023	BOND/USDT	-%19,8	8,35
9.11.2023	CFX/USDT	-%17,4	13,12
5.11.2023	ICP/USDT	-%15,4	37,29
24.11.2023	NEAR/USDT	-%13,6	18,05
5.11.2023	CFX/USDT	-%9,1	8,51

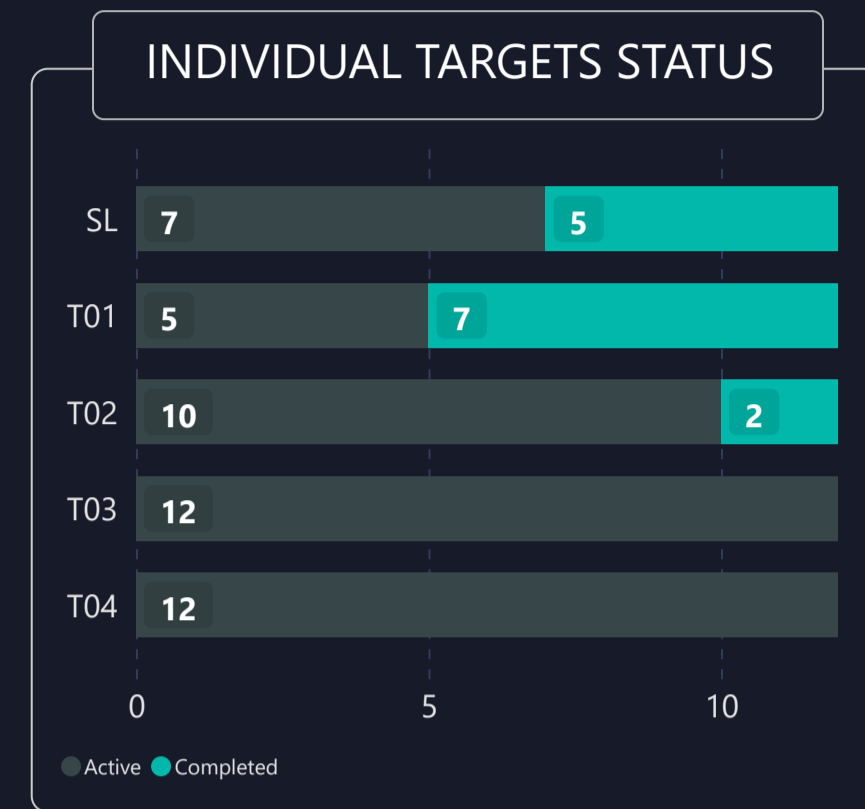
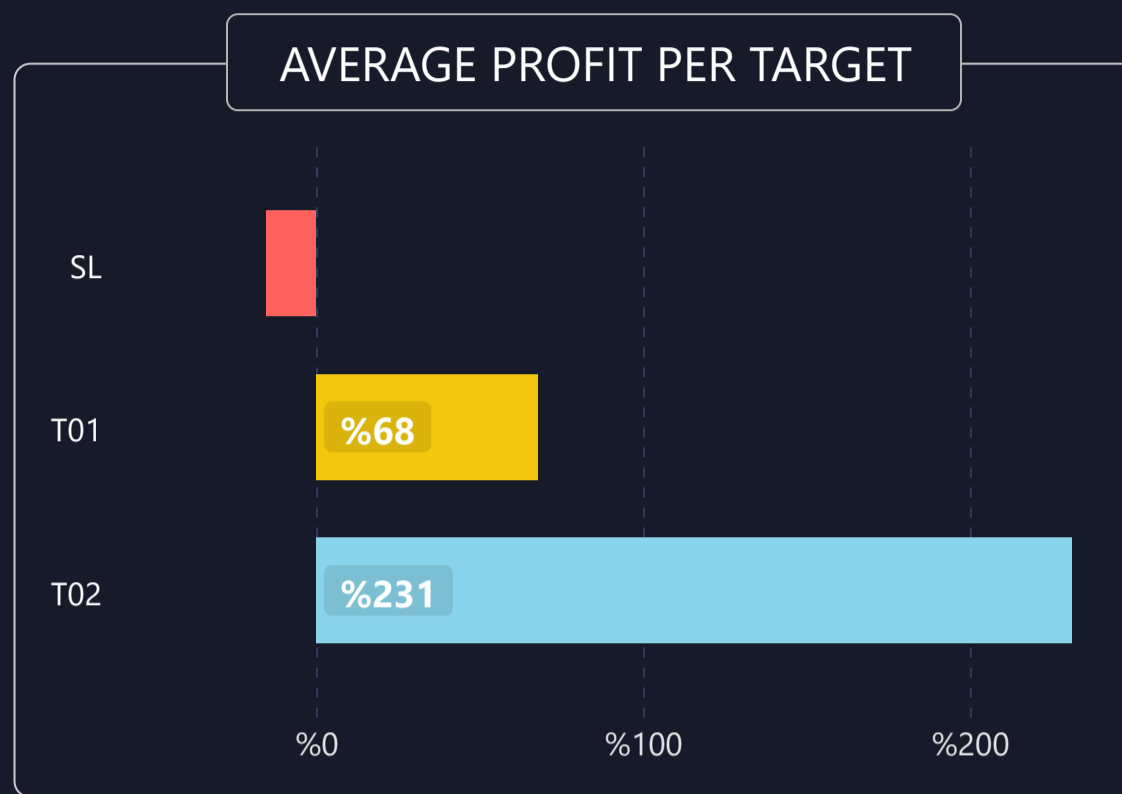
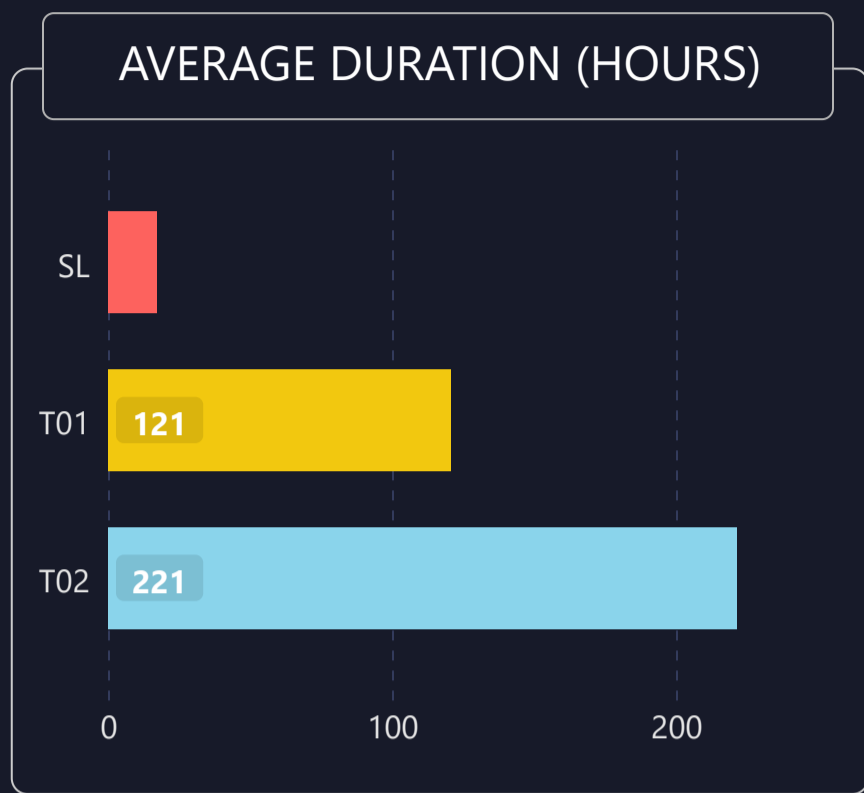


LIST OF ALL TRADES

Signal Date	Pair	Lev.	Buy Rate	Target 1	Target 2	Target 3	Target 4	Stop Loss	Man. Close	Dur. (hours)	Final P/L
3.11.2023	ICP/USDT	5	3.9400	3.6660	3.4780	3.2960		4.06100		37,29	-%15,4 ▼
3.11.2023	SAND/USDT	4	0.3563	0.4408	0.5085	0.5892	0.7011	0.32350		208,67	%94,8 ▲
4.11.2023	CFX/USDT	5	0.1540	0.1507	0.1478	0.1452	0.1418	0.15680		8,51	-%9,1 ▼
5.11.2023	OP/USDT	5	1.4878	1.5284	1.6531	1.7795		1.44200		5,71	%13,6 ▲
5.11.2023	ATOM/USDT	5	8.0889	8.9770	10.1580	12.2800	15.0500	7.43400		157,61	%127,9 ▲
5.11.2023	AVAX/USDT	5	12.2061	15.7140	20.3760	25.4960	3.6760	11.37000		192,07	%334,7 ▲
6.11.2023	BOND/USDT	5	4.6750	5.0800	5.5090	6.0420	6.6870	4.49000		8,35	-%19,8 ▼
6.11.2023	BCH/USDT	10	238.8588	244.7600	249.1700	253.9900	259.3600	235.14000		11,78	%24,7 ▲
6.11.2023	BOND/USDT	5	4.7395	5.0800	5.5090	6.0420	6.6870	4.54900		0,38	%35,9 ▲
8.11.2023	GMT/USDT	3	0.2124	0.2875	0.4167	0.6406		0.19000		362,06	%106,1 ▲
9.11.2023	CFX/USDT	3	0.1720	0.2195	0.3170	0.4740	0.6791	0.16200		13,12	-%17,4 ▼
23.11.2023	NEAR/USDT	10	1.7975	1.7520	1.7270	1.6920	1.6520	1.82200		18,05	-%13,6 ▼



1) DETAILED STATS OF TARGETS (T1, T2, T3 etc.)



2) TARGET DURATION vs PROFIT/LOSS SCATTER CHART

Targets ● SL ● T01 ● T02

