

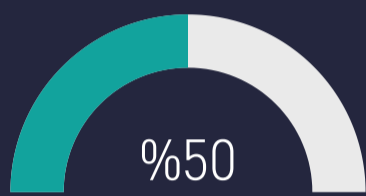


t.me/altsignals

ALTSIGNALS BINANCE SPOT VIP REPORT 2023 OCTOBER



Success Rate



Completed Trades

8 # of Signals
%78 Total Profit

Win Trades

4 # of Trades
%98 Win Profit

Loss Trades

4 # of Trades
-%20 Loss Rate

WIN & LOSS CHART

Win/Loss ● Loss ● Win



TOP WIN & LOSS TRADES

Realization Date	Pair	Final Profit	Duration (days)	Final Target
30.10.2023	GRT/USDT	%44,1	16,85	T02
31.10.2023	APT/USDT	%29,4	9,28	T01
25.10.2023	ROSE/USDT	%13,2	0,99	T01
28.10.2023	LRC/USDT	%10,8	4,57	T01

Realization Date	Pair	Total Loss	Duration (days)
9.10.2023	SUI/USDT	-%7,3	10,10
9.10.2023	FTM/USDT	-%5,8	8,93
24.10.2023	AUDIO/USDT	-%4,4	0,11
17.10.2023	ASTR/USDT	-%2,3	4,04



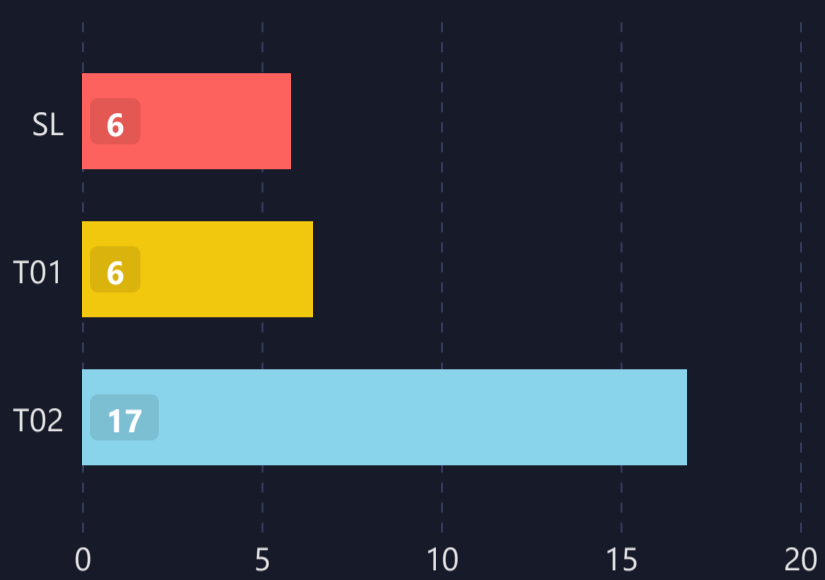
LIST OF ALL TRADES

Signal Date	Pair	Lev.	Buy Rate	Target 1	Target 2	Target 3	Target 4	Target 5	Stop Loss	Man. Close	Dur. (Days)	Final P/L
29.09.2023	SUI/USDT	1	0.4465	0.5961	0.7392	0.8872	1.0861		0.41380		10,10	-%7,3 ▼
30.09.2023	FTM/USDT	1	0.1910	0.2291	0.2704	0.3084			0.18000		8,93	-%5,8 ▼
13.10.2023	ASTR/USDT	1	0.0414	0.0461	0.0500	0.0533	0.0568		0.04039		4,04	-%2,3 ▼
13.10.2023	GRT/USDT	1	0.0760	0.0923	0.1095	0.1311	0.1625		0.06860		13,86	%44,1 ▲
22.10.2023	APT/USDT	1	6.1100	7.9092	9.8057	12.8945			5.60000		9,28	%29,4 ▲
24.10.2023	ROSE/USDT	1	0.0470	0.0532	0.0596	0.0682			0.04301		0,99	%13,2 ▲
24.10.2023	AUDIO/USDT	1	0.1578	0.1769	0.2092	0.2415			0.15080		0,11	-%4,4 ▼
24.10.2023	LRC/USDT	1	0.1860	0.2061	0.2361	0.2720			0.17260		4,57	%10,8 ▲

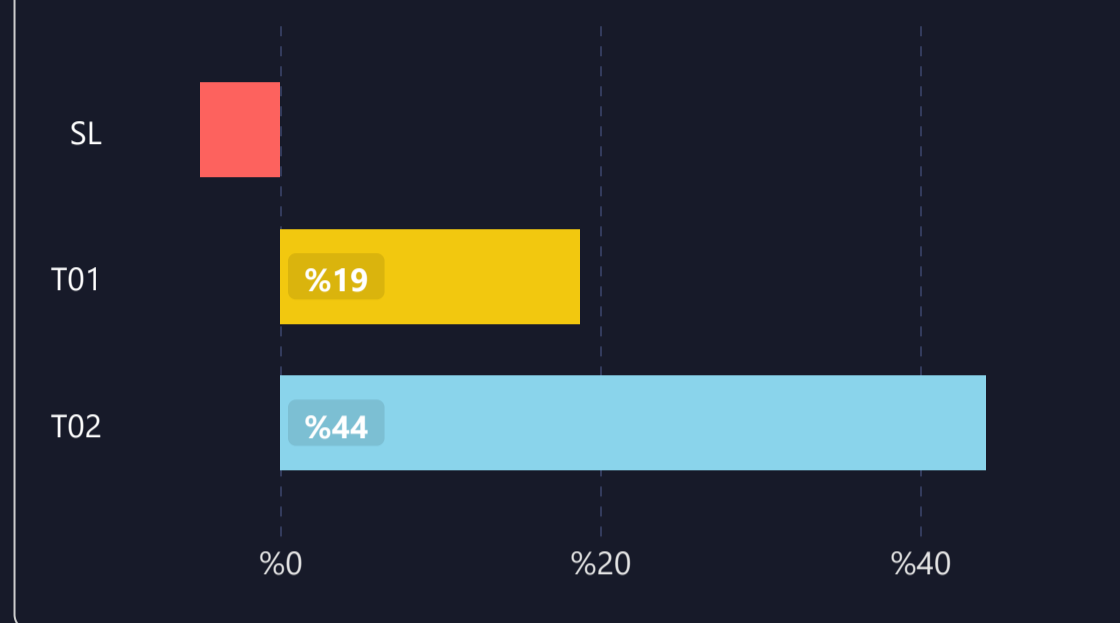


1) DETAILED STATS OF TARGETS (T1, T2, T3 etc.)

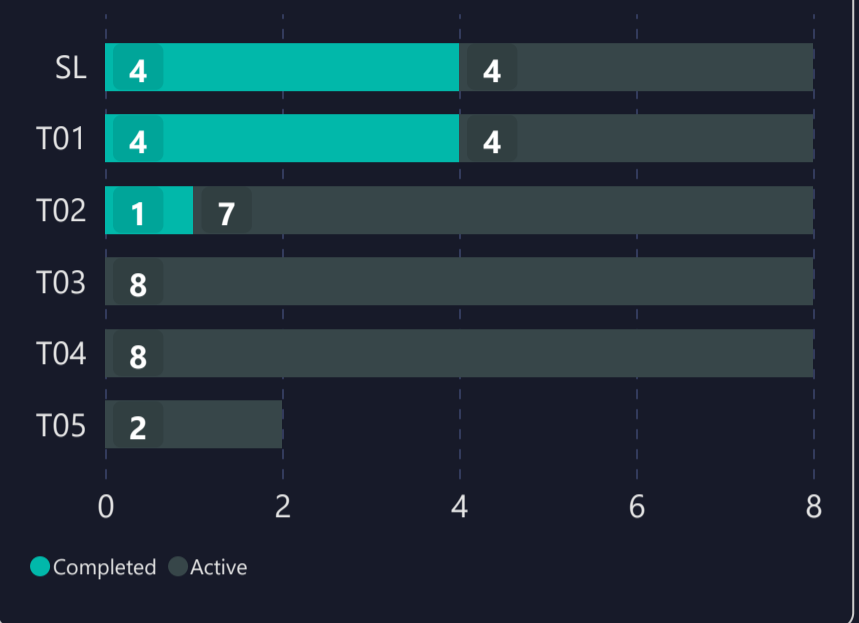
AVERAGE DAYS TO HIT TARGETS



AVERAGE PROFIT PER TARGET



INDIVIDUAL TARGETS STATUS



2) TARGET DURATION vs PROFIT/LOSS SCATTER CHART

Targets ● SL ● T01 ● T02

