



t.me/altsignals

ALTSIGNALS BINANCE HIGH LEV. VIP REPORT

2023 OCTOBER

TOTAL PROFIT
- %145

Success Rate



Completed Trades

61 # of Signals
- %145 Total Profit

Win Trades

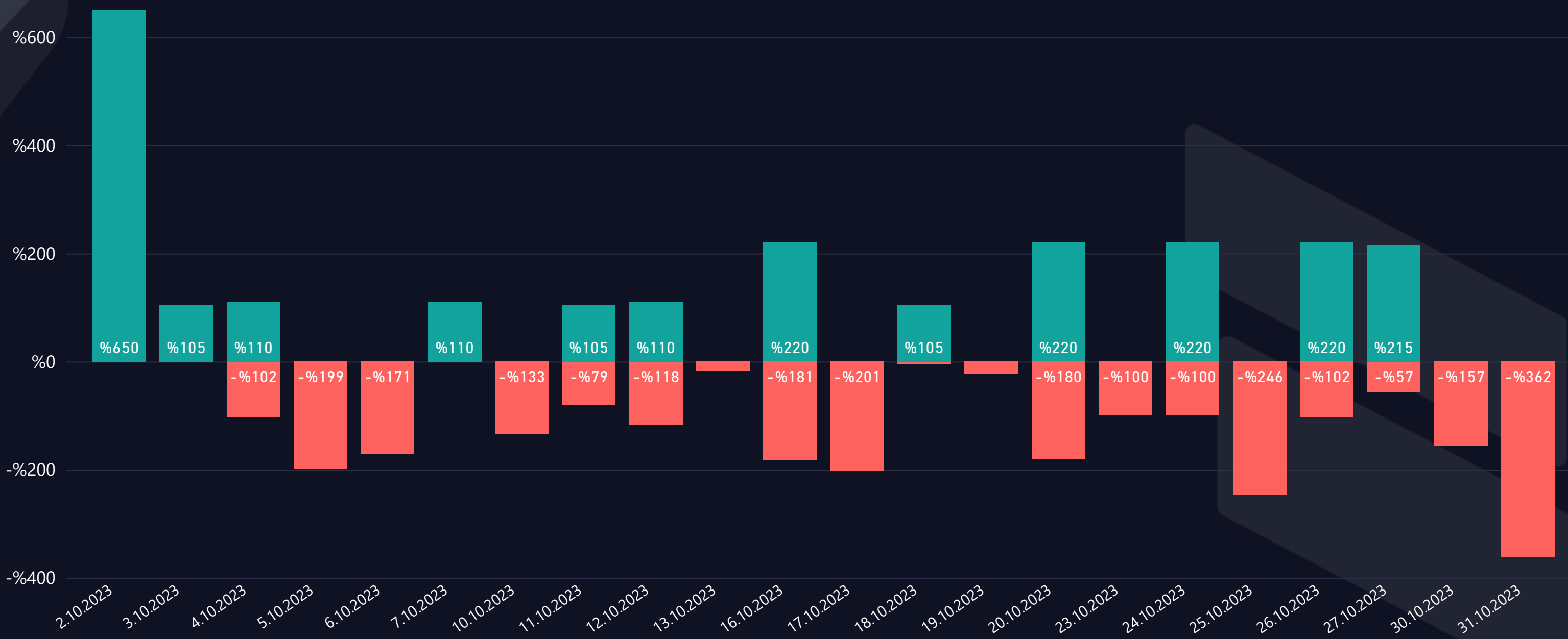
17 # of Trades
%2390 Win Profit

Loss Trades

44 # of Trades
- %2535 Loss Rate

WIN & LOSS CHART

Win/Loss ● Loss ● Win



TOP WIN & LOSS TRADES

Realization Date	Pair	Final Profit	Duration (hours)	Final Target
16.10.2023	ETH/USDT	%220,0	85,32	T02
20.10.2023	ETH/USDT	%220,0	20,03	T02
2.10.2023	ETH/USDT	%220,0	4,42	T02
2.10.2023	ETH/USDT	%220,0	63,11	T02
2.10.2023	BTC/USDT	%210,0	35,25	T02

Realization Date	Pair	Total Loss	Duration (hours)
20.10.2023	BTC/USDT	-%180,0	36,71
16.10.2023	BTC/USDT	-%180,0	67,35
31.10.2023	BTC/USDT	-%180,0	21,99
25.10.2023	BTC/USDT	-%109,0	30,54
6.10.2023	BTC/USDT	-%105,5	2,57

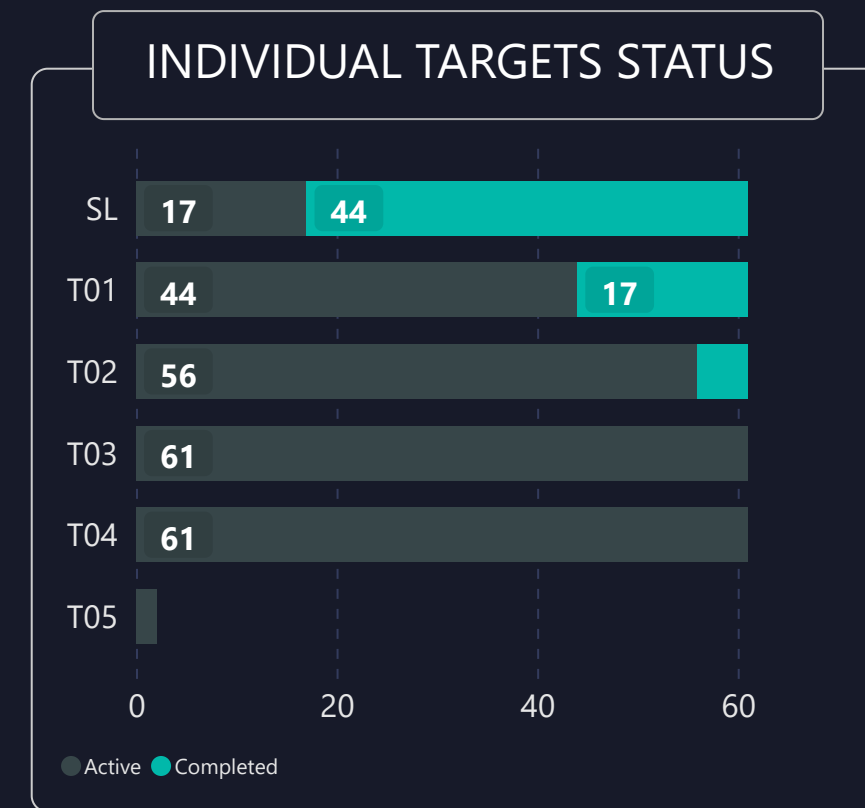
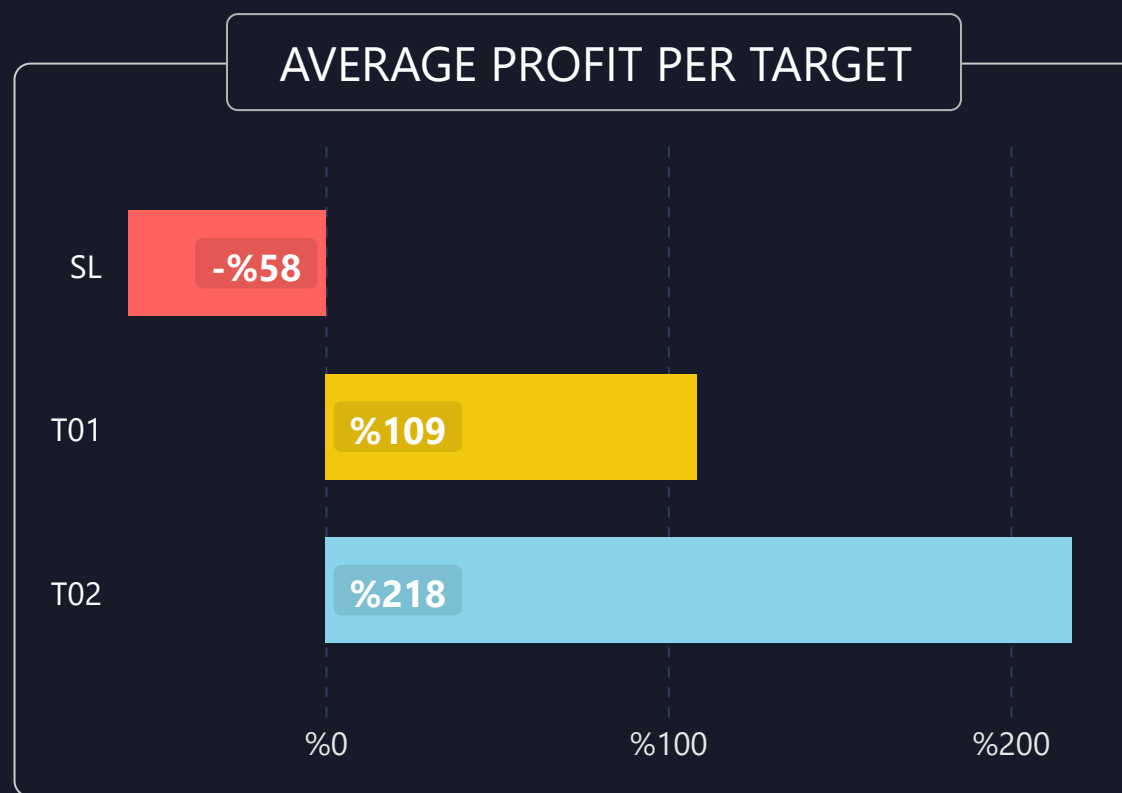
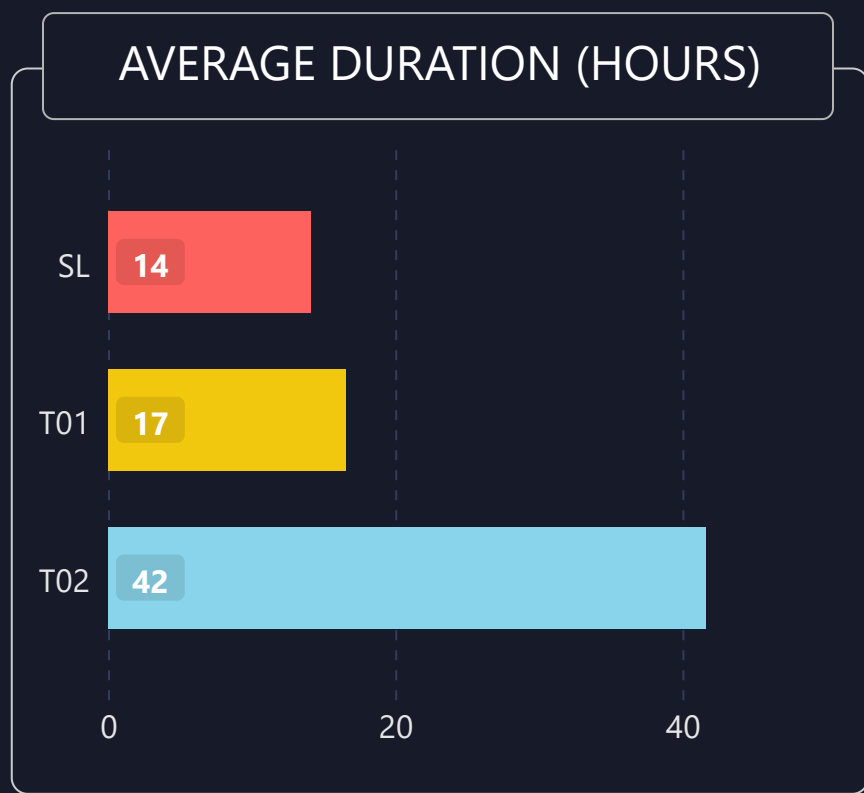


LIST OF ALL TRADES

Signal Date	Pair	Lev.	Buy Rate	Target 1	Target 2	Target 3	Stop Loss	Man. Close	Dur. (hours)	Final P/L
29.09.2023	ETH/USDT	50	1661.6900	1698.2500	1734.8000		1628.46000		63,01	%220,0 ▲
30.09.2023	BTC/USDT	50	26974.3000	27540.8000	28107.2000		26003.20000		35,07	%210,0 ▲
2.10.2023	BTC/USDT	50	27915.0000	27328.8000	26742.6000		28919.90000		5,77	%105,0 ▲
2.10.2023	ETH/USDT	50	1706.9100	1669.3600	1631.8100		1741.05000		4,42	%220,0 ▲
3.10.2023	ETH/USDT	50	1652.1000	1615.7500	1579.4100		1685.14000		26,85	%110,0 ▲
4.10.2023	BTC/USDT	50	27355.1000	26780.6000	26206.2000		27724.20000		4,67	-%67,5 ▼
4.10.2023	BTC/USDT	50	27724.2000	28306.4000	28888.6000		27429.40000		20,50	-%53,2 ▼
4.10.2023	ETH/USDT	50	1651.4800	1687.8100	1724.1500		1634.00000		12,00	-%52,9 ▼
4.10.2023	BTC/USDT	50	27547.8000	28126.3000	28704.8000		27355.10000		4,90	-%35,0 ▼
5.10.2023	ETH/USDT	50	1645.9100	1682.1200	1718.3300		1627.39000		0,75	-%56,3 ▼
5.10.2023	ETH/USDT	50	1634.0000	1598.0500	1562.1000		1645.91000		7,25	-%36,4 ▼
5.10.2023	BTC/USDT	50	27429.4000	26853.4000	26277.4000		27544.60000		10,47	-%21,0 ▼
5.10.2023	ETH/USDT	50	1627.3900	1591.5900	1555.7800		1625.81000		16,25	-%4,9 ▼
6.10.2023	BTC/USDT	50	27327.5000	26753.6000	26179.7000		27904.10000		2,57	-%105,5 ▼
6.10.2023	BTC/USDT	50	27904.1000	28490.1000	29076.1000		27536.20000		91,80	-%65,9 ▼
6.10.2023	BTC/USDT	50	27544.6000	28123.0000	28701.5000		27327.50000		10,97	-%39,4 ▼
6.10.2023	ETH/USDT	50	1625.8100	1661.5800	1697.3500		1593.29000		14,19	%110,0 ▲
10.10.2023	ETH/USDT	50	1585.6000	1620.4800	1655.3700		1571.12000		0,75	-%45,7 ▼
10.10.2023	ETH/USDT	50	1578.7000	1543.9700	1509.2400		1585.60000		2,25	-%21,9 ▼
10.10.2023	ETH/USDT	50	1571.1200	1536.5600	1501.9900		1566.94000		18,25	-%13,3 ▼
10.10.2023	BTC/USDT	50	27536.2000	26957.9000	26379.7000		28527.50000		16,58	%105,0 ▲
11.10.2023	BTC/USDT	50	27189.5000	27760.5000	28331.5000		26992.20000		5,60	-%36,3 ▼
11.10.2023	ETH/USDT	50	1557.5700	1523.3000	1489.0400		1567.06000		7,00	-%30,5 ▼
11.10.2023	ETH/USDT	50	1566.9400	1601.4100	1635.8900		1557.57000		6,25	-%29,9 ▼
11.10.2023	BTC/USDT	50	26992.2000	26425.4000	25858.5000		26831.60000		8,40	-%29,7 ▼
12.10.2023	ETH/USDT	50	1567.0600	1601.5400	1636.0100		1549.05000		11,25	-%57,5 ▼
12.10.2023	BTC/USDT	50	26831.6000	27395.1000	27958.5000		26741.60000		34,24	-%16,8 ▼
12.10.2023	ETH/USDT	50	1549.0500	1514.9700	1480.8900		1580.03000		6,72	%110,0 ▲
13.10.2023	BTC/USDT	50	26741.6000	26180.0000	25618.5000		27704.30000		67,35	-%180,0 ▼
13.10.2023	ETH/USDT	50	1540.8300	1574.7300	1608.6300		1510.01000		53,06	%220,0 ▲
16.10.2023	ETH/USDT	50	1588.8200	1623.7700	1658.7300		1581.37000		2,25	-%23,4 ▼
16.10.2023	ETH/USDT	50	1589.2900	1554.3300	1519.3600		1588.82000		5,25	-%1,5 ▼
17.10.2023	ETH/USDT	50	1594.7900	1629.8800	1664.9600		1562.89000		20,42	-%100,0 ▼
17.10.2023	ETH/USDT	50	1581.3700	1546.5800	1511.7900		1594.79000		1,25	-%42,4 ▼
17.10.2023	BTC/USDT	50	28244.7000	27651.6000	27058.4000		28445.50000		7,00	-%35,5 ▼
17.10.2023	BTC/USDT	50	28445.5000	29042.9000	29640.2000		27421.50000		21,06	%105,0 ▲
18.10.2023	BTC/USDT	50	28219.1000	27626.5000	27033.9000		29235.00000		36,71	-%180,0 ▼
18.10.2023	ETH/USDT	50	1564.6000	1530.1800	1495.7600		1557.31000		19,00	-%23,3 ▼
18.10.2023	ETH/USDT	50	1566.2700	1600.7300	1635.1900		1564.60000		18,75	-%5,3 ▼
19.10.2023	ETH/USDT	50	1557.3100	1591.5700	1625.8300		1526.16000		16,55	%220,0 ▲
23.10.2023	ETH/USDT	50	1675.5200	1638.6600	1601.8000		1709.03000		11,06	-%100,0 ▼
24.10.2023	BTC/USDT	50	33747.4000	33038.7000	32330.0000		34483.20000		30,54	-%109,0 ▼
24.10.2023	ETH/USDT	50	1808.7400	1768.9500	1729.1600		1844.91000		7,32	-%100,0 ▼
24.10.2023	ETH/USDT	50	1821.8600	1781.7800	1741.7000		1858.30000		1,25	%110,0 ▲
24.10.2023	ETH/USDT	50	1783.4300	1822.6700	1861.9000		1747.76000		0,44	%110,0 ▲
25.10.2023	ETH/USDT	50	1782.6800	1743.4600	1704.2400		1816.01000		11,00	-%93,5 ▼
25.10.2023	ETH/USDT	50	1793.0300	1832.4800	1871.9200		1772.20000		8,50	-%58,1 ▼
25.10.2023	ETH/USDT	50	1772.2000	1733.2100	1694.2200		1791.45000		4,75	-%54,3 ▼
25.10.2023	ETH/USDT	50	1791.4500	1830.8600	1870.2700		1782.68000		4,75	-%24,5 ▼
25.10.2023	BTC/USDT	50	34483.2000	35207.3000	35931.5000		34421.70000		20,04	-%8,9 ▼
26.10.2023	ETH/USDT	50	1798.1800	1837.7400	1877.3000		1777.71000		5,75	-%56,9 ▼
26.10.2023	BTC/USDT	50	34421.7000	33698.8000	32976.0000		35660.90000		31,08	%105,0 ▲
26.10.2023	ETH/USDT	50	1816.0100	1855.9600	1895.9100		1779.69000		3,68	%110,0 ▲
26.10.2023	ETH/USDT	50	1811.4500	1771.6000	1731.7500		1847.68000		2,90	%110,0 ▲
27.10.2023	ETH/USDT	50	1777.7100	1738.6000	1699.4900		1813.26000		15,16	%110,0 ▲
30.10.2023	BTC/USDT	50	34223.2000	33504.5000	32785.8000		35455.20000		21,99	-%180,0 ▼
30.10.2023	ETH/USDT	50	1817.3700	1857.3500	1897.3300		1781.02000		8,48	-%100,0 ▼
30.10.2023	ETH/USDT	50	1791.1100	1751.7100	1712.3000		1815.00000		4,50	-%66,7 ▼
30.10.2023	BTC/USDT	50	34616.1000	35343.0000	36070.0000		34223.20000		7,70	-%56,8 ▼
31.10.2023	ETH/USDT	50	1815.0000	1854.9300	1894.8600		1791.63000		17,50	-%64,4 ▼
31.10.2023	ETH/USDT	50	1810.1600	1849.9800	1889.8100		1791.63000		1,56	-%51,2 ▼



1) DETAILED STATS OF TARGETS (T1, T2, T3 etc.)



2) TARGET DURATION vs PROFIT/LOSS SCATTER CHART

Targets ● SL ● T01 ● T02

