

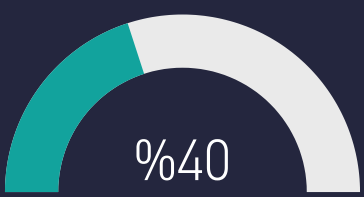


t.me/altsignals

ALTSIGNALS BINANCE SPOT VIP REPORT 2023 SEPTEMBER



Success Rate



Completed Trades

5 # of Signals
%42 Total Profit

Win Trades

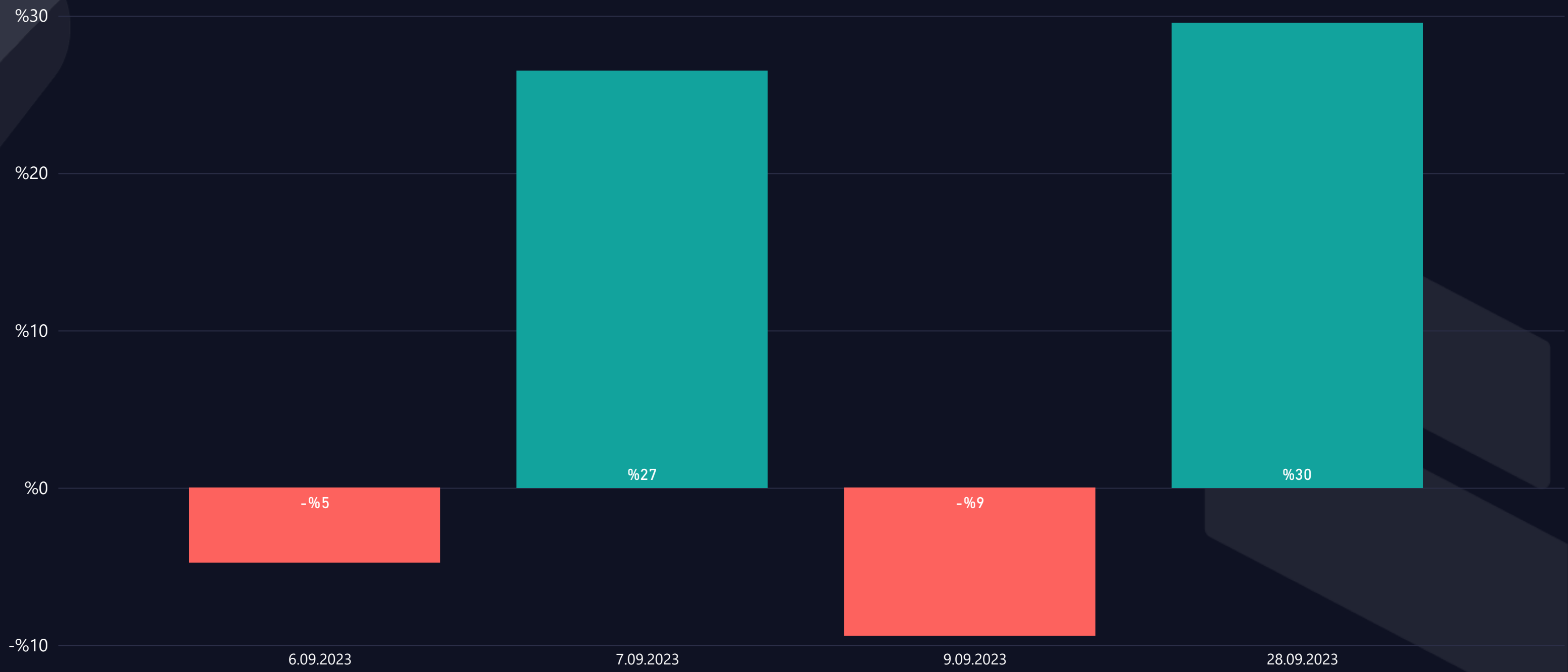
2 # of Trades
%56 Win Profit

Loss Trades

3 # of Trades
-%14 Loss Rate

WIN & LOSS CHART

Win/Loss ● Loss ● Win



TOP WIN & LOSS TRADES

Realization Date	Pair	Final Profit	Duration (days)	Final Target
28.09.2023	LUNA/USDT	%29,6	3,60	T02
7.09.2023	UNFI/USDT	%26,5	3,01	T03

Realization Date	Pair	Total Loss	Duration (days)
9.09.2023	GTC/USDT	-%9,4	3,97
6.09.2023	RAD/USDT	-%2,7	0,85
6.09.2023	T/USDT	-%2,0	0,31



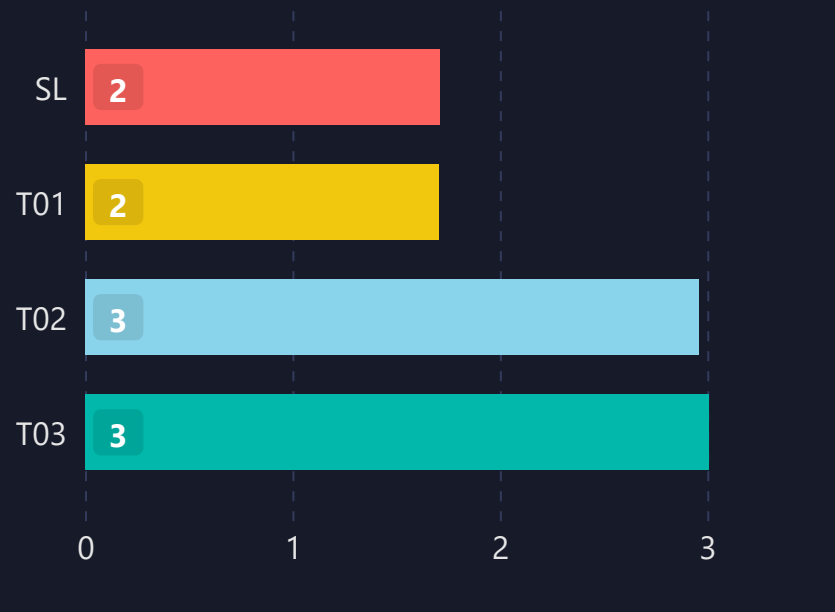
LIST OF ALL TRADES

Signal Date	Pair	Lev.	Buy Rate	Target 1	Target 2	Target 3	Target 4	Target 5	Stop Loss	Man. Close	Dur. (Days)	Final P/L
4.09.2023	UNFI/USDT	1	9.0100	9.8000	10.6000	11.4000	13.1000		7.38000		1,87	%26,5 ▲
5.09.2023	GTC/USDT	1	1.0410	1.1690	1.2170	1.2650	1.3200		0.94300		3,97	-%9,4 ▼
5.09.2023	RAD/USDT	1	1.3850	1.4280	1.4550	1.4820	1.5200		1.34700		0,85	-%2,7 ▼
6.09.2023	T/USDT	1	0.0173	0.0177	0.0179	0.0182	0.0185		0.01693		0,31	-%2,0 ▼
24.09.2023	LUNA/USDT	1	0.4300	0.4695	0.5571	0.7217			0.35700		3,36	%29,6 ▲

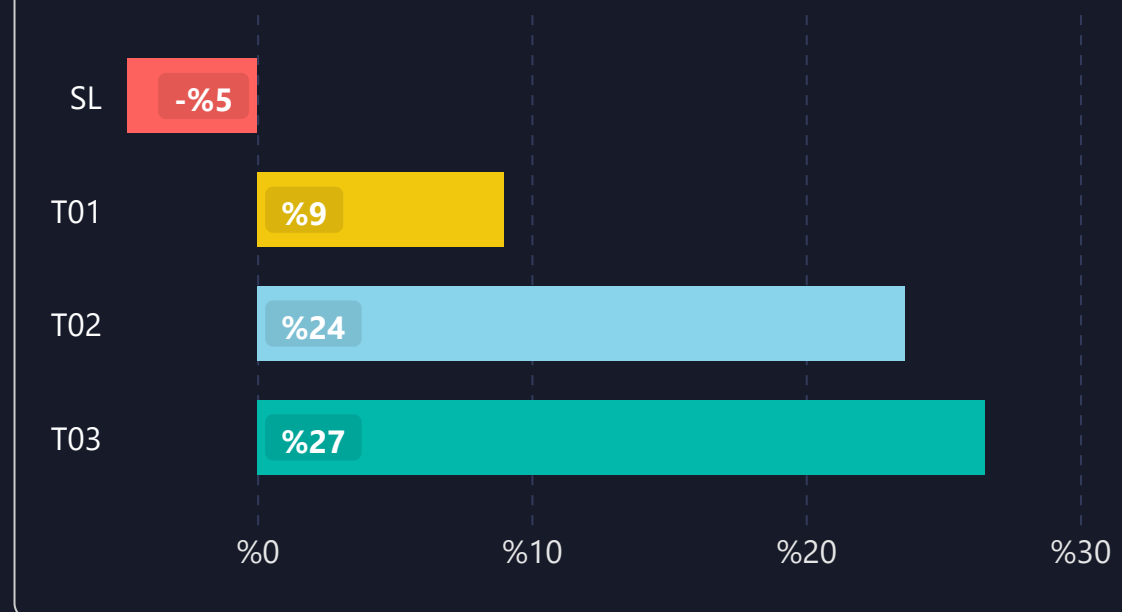


1) DETAILED STATS OF TARGETS (T1, T2, T3 etc.)

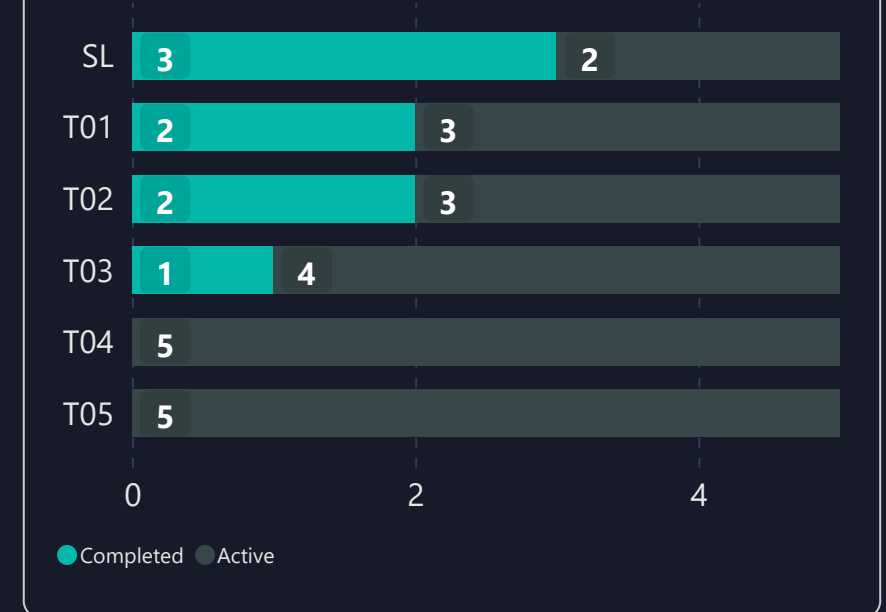
AVERAGE DAYS TO HIT TARGETS



AVERAGE PROFIT PER TARGET



INDIVIDUAL TARGETS STATUS



2) TARGET DURATION vs PROFIT/LOSS SCATTER CHART

Targets ● SL ● T01 ● T02 ● T03

